



Shire of  
Wongan-Ballidu

# Minutes (Unconfirmed)

Ordinary Meeting of Council  
Wednesday, 26 June 2024



## INDEX

Item 1. ACKNOWLEDGEMENT OF COUNTRY / DECLARATION OF OPENING/ ANNOUNCEMENT OF VISITORS	4
Item 2. ATTENDANCE, APOLOGIES, LEAVE OF ABSENCE PREVIOUSLY GRANTED	4
Item 3. PUBLIC QUESTION TIME	4
Item 4. ANNOUNCEMENTS FROM THE PRESIDING MEMBER	4
Item 5. DEPUTATIONS / PRESENTATIONS / SUBMISSIONS / PETITIONS	5
Item 6. APPLICATION/S FOR LEAVE OF ABSENCE	6
Item 7. CONFIRMATION OF MINUTES	7
7.1 CONFIRMATION OF THE MINUTES OF THE ORDINARY MEETING OF COUNCIL HELD WEDNESDAY, 22 MAY 2024.	7
7.2 CONFIRMATION OF THE CONFIDENTIAL MINUTES OF THE SPECIAL MEETING OF COUNCIL HELD WEDNESDAY, 29 MAY 2024.	7
Item 8. MATTERS FOR WHICH MEETING MAY BE CLOSED	8
Item 9. REPORTS OF OFFICERS AND COMMITTEES	9
9.1 GOVERNANCE	9
9.1.1 COUNCIL POLICY – CEO PERFORMANCE AND REMUNERATION REVIEW	9
9.1.2 CANCELLATION OF SPECIAL COUNCIL MEETING ON 10 JULY 2024	17
9.2 ADMINISTRATION & FINANCIAL SERVICES	19
9.2.1 ACCOUNTS SUBMITTED FOR MAY 2024	19
9.2.2 FINANCIAL REPORTS FOR MAY 2024	28
9.2.3 WRITE OFF SUNDRY DEBT FOR DEBTOR 1502	47
9.3 WORKS AND SERVICES	49
9.3.1 RAV NETWORK – REQUEST LGA SUPPORT	49
9.4 HEALTH, BUILDING AND PLANNING	59
9.5 COMMUNITY SERVICES	60

Item 10. NEW BUSINESS OF AN URGENT NATURE INTRODUCED BY DECISION OF THE MEETING	61
Item 11. MATTERS FOR WHICH THE MEETING MAY BE CLOSED	61
Item 12. CLOSURE	61

## Item 1. ACKNOWLEDGEMENT OF COUNTRY / DECLARATION OF OPENING/ ANNOUNCEMENT OF VISITORS

The Shire President, Cr Mandy Stephenson, declared the meeting open at 3:09pm

Welcome extended to guests from Carvel Minerals.

## Item 2. ATTENDANCE, APOLOGIES, LEAVE OF ABSENCE PREVIOUSLY GRANTED

### Attendees:

Cr Mandy Stephenson	Shire President
Cr Dwight Coad	Deputy Shire President
Cr Stuart Boekeman	Member
Cr Geoffrey Chambon	Member
Cr Elyssa Giedraitis	Member
Cr Matthew Sewell	Member
Cr Sue Starcevich	Member

**Leave of Absence Previously Granted:** Nil

**Apologies:** Nil

### Staff:

Sam Dolzadelli	Chief Executive Officer	
Melissa Marcon	Manager of Regulatory Services	<i>via Teams video link</i>
Stephen Casey	Manager of Works and Services	
Ross Rayson	Manager Community Services	
Tan Evans	Executive Assistant (Minutes)	

### Public:

Mr Mick Klvac	Approvals Manager, Caravel Minerals	
Mr Alasdair Cook	Executive Director, Caravel Minerals	<i>via Teams video link</i>
Mr Bruce McLarty	Commercial Manager, Carvel Minerals	<i>via Teams video link</i>

*All public left the meeting at 3:58pm*

## Item 3. PUBLIC QUESTION TIME

Nil

## Item 4. ANNOUNCEMENTS FROM THE PRESIDING MEMBER

Nil

## Item 5. DEPUTATIONS / PRESENTATIONS / SUBMISSIONS / PETITIONS

### 5.1 PRESENTATION BY CARAVEL MINERALS

Update provided with a brief history of the site and an overview of timeline and process moving forward. The slide show presentation provided to Councillors.

With extensive work in the area of environmental surveys and a report now submitted to the regulator, the schedule is to include a public environment review late 2024/early 2025.

Sited an awareness of environmental values issues such as; nearby black cockatoo/spider/scorpion habitat/s and associated native flora, with avoidance and harm minimisation strategies being formulated. Interest in planning for contributing to further native plantings within the Lake Ninan reserve area.

There are also plans for methods to conquer dust reduction and extensive tree planting for the benefit of minimalisation of light pollution, preserving much of the visual amenity and protection of rare flora and the vulnerable "western minnow".

Other future upgrades to also be of benefit the greater town of Wongan Hills;

- catalyst to complete the Wongan Hills sub-station, with improved reliable electricity service for town and surrounds, and
- construction of 100-200 bed worker accommodation, with the potential for a portion to be available for tourism and business visitors of town.

Questions raised by Cr Chambon;

1. How could this affect the view of Lake Ninan on approach from Calingiri?

A: Native tree/shrub plantings planned for the buffer that commences from the road should not impede the visibility of the approach as it is from an elevated section of the road travelling towards Wongan Hills.

2. Power from Wongan/Moora line;

Will it be sufficient capacity? Or will it require upgrading?

A: yes, there will be some upgrades required. Looking at assuring good capacity to around 133Kv.

Meeting between Council Executive and Caravel Management Team has been scheduled for August.

3:58pm

*All Public left the meeting – both in person and by ceasing their video link*

**Item 6. APPLICATION/S FOR LEAVE OF ABSENCE**

**6.1 LEAVE OF ABSENCE – 24 JULY 2024 ORDINARY COUNCIL MEETING**

Cr Geoff Chambon

**6.2 LEAVE OF ABSENCE – 21 AUGUST 2024 ORDINARY COUNCIL MEETING**

Cr Stuart Boekeman

All applications accepted by members present.

3:59pm MEETING ADJOURNMENT

**MOVED: Cr SEWELL                      SECONDED: Cr CHAMBON**

That the meeting be briefly ADJOURNED.

**CARRIED: 7/0  
RESOLUTION: 010424  
Against:**

**For:**  
Cr M Stephenson  
Cr D Coad  
Cr S Boekeman  
Cr G Chambon  
Cr E Giedraitis  
Cr M Sewell  
Cr S Starcevich

4:00pm MEETING RESUMED

**MOVED: Cr COAD                      SECONDED: Cr BOEKEMAN**

That the meeting be RESUMED.

**CARRIED: 7/0  
RESOLUTION: 020424  
Against:**

**For:**  
Cr M Stephenson  
Cr D Coad  
Cr S Boekeman  
Cr G Chambon  
Cr E Giedraitis  
Cr M Sewell  
Cr S Starcevich

## Item 7. CONFIRMATION OF MINUTES

### 7.1 CONFIRMATION OF THE MINUTES OF THE ORDINARY MEETING OF COUNCIL HELD WEDNESDAY, 22 MAY 2024.

Correction to the minutes at item 9.4.8 by Cr COAD.

**MOVED: Cr BOEKEMAN                      SECONDED: Cr COAD**

That the Minutes of the Ordinary Meeting of Council held Wednesday, 22<sup>nd</sup> May 2024, with corrections, be CONFIRMED as a true and correct record of the proceedings.

**CARRIED: 7/0**  
**RESOLUTION: 030424**  
**Against:**

**For:**  
Cr M Stephenson  
Cr D Coad  
Cr S Boekeman  
Cr G Chambon  
Cr E Giedraitis  
Cr M Sewell  
Cr S Starcevich

### 7.2 CONFIRMATION OF THE **CONFIDENTIAL** MINUTES OF THE SPECIAL MEETING OF COUNCIL HELD WEDNESDAY, 29 MAY 2024.

**MOVED: Cr SEWELL                      SECONDED: Cr GIEDRAITIS**

That the **Confidential** Minutes of the Ordinary Meeting of Council held Wednesday, 29<sup>th</sup> May 2024 be CONFIRMED as a true and correct record of the proceedings.

**CARRIED: 7/0**  
**RESOLUTION: 040424**  
**Against:**

**For:**  
Cr M Stephenson  
Cr D Coad  
Cr S Boekeman  
Cr G Chambon  
Cr E Giedraitis  
Cr M Sewell  
Cr S Starcevich

**Item 8. MATTERS FOR WHICH MEETING MAY BE CLOSED**

Nil



## Item 9. REPORTS OF OFFICERS AND COMMITTEES

### 9.1 GOVERNANCE

#### 9.1.1 COUNCIL POLICY – CEO PERFORMANCE AND REMUNERATION REVIEW

<b>FILE REFERENCE:</b>	Council Policies
<b>REPORT DATE:</b>	17 June 2024
<b>APPLICANT/PROPONENT:</b>	N/A
<b>OFFICER DISCLOSURE OF INTEREST:</b>	Nil
<b>PREVIOUS MEETING REFERENCES:</b>	Nil
<b>AUTHOR:</b>	Sam Dolzadelli – Chief Executive Officer
<b>ATTACHMENTS:</b>	01- CEO Performance and Remuneration Review Policy

#### **PURPOSE OF REPORT:**

The purpose of this report is to present the CEO Performance and Remuneration Review Policy to Council for adoption.

#### **BACKGROUND:**

Under section 5.38 of the *Local Government Act 1995*, the Council of a local government is required to review the performance and remuneration of the CEO. The Shire does not currently have a policy which outlines a guide and best practice for this substantial process and thus it is recommended Council adopts a Council Policy for this review process.

#### **POLICY REQUIREMENTS:**

Council Policy 5.25 – Model Standards for CEO Recruitment and Selection, Performance and Termination.

#### **LEGISLATIVE REQUIREMENTS:**

- *Local Government Act 1995* – Section 5.38
- *Local Government (Administration) Regulations 1996* – Regulation 18FA

#### **STRATEGIC IMPLICATIONS:**

Without clear KPIs being determined for the CEO and performance reviewed, there is a risk that the Shire is not achieving strategic and operational outcomes as identified in the Strategic Community Plan and Corporate Business Plan.

#### **SUSTAINABILITY IMPLICATIONS:**

- **Environment**  
There are no known environmental impacts associated with this proposal.
- **Economic**  
There are no known economic impacts associated with this proposal.

➤ **Social**

There are no known social implications associated with this proposal.

**FINANCIAL IMPLICATIONS:**

The CEO Performance and Remuneration Review Policy states that an independent consultant (facilitator) will be engaged to undertake the review and setting of KPIs. This will have a budgetary requirement on an annual basis.

**COMMENT:**

To ensure proper performance management of the CEO and fair and equitable remuneration to the CEO, it is recommended that the CEO Performance and Remuneration Review Policy is adopted to serve as guidelines for this process.

**VOTING REQUIREMENTS:** Simple Majority.

**MOVED: Cr COAD**

**SECONDED: Cr BOEKEMAN**

That Council:

Adopts the CEO Performance and Remuneration Review Policy as presented as attachment 1 to this report.

**CARRIED: 7/0**  
**RESOLUTION: 050424**  
**Against:**

**For:**

Cr M Stephenson  
Cr D Coad  
Cr S Boekeman  
Cr G Chambon  
Cr E Giedraitis  
Cr M Sewell  
Cr S Starcevich

---

## 5.37 CEO Performance and Remuneration Review

<b>Policy Owner</b>	<b>Governance</b>
<b>Person Responsible</b>	<b>Chief Executive Officer</b>
<b>Date of Adoption</b>	<b>TBA</b>
<b>Date of Last Review</b>	<b>TBA</b>

### **OBJECTIVE**

Section 5.38 of the *Local Government Act 1995* requires Council to review the performance of the Chief Executive Officer (CEO) at least once each year. Conducting this review is an important function of Council as the CEO is its only employee.

As part of this review, the Council will conduct an annual review of the CEO's remuneration package and Key Performance Indicators (KPIs).

The performance review process is to

- Be objective;
- Be conducted in a fair and reasonable manner based on agreed performance indicators;
- Support and facilitate CEO development; and
- Recognise achievement and support performance improvement.

### **SCOPE**

Application of this Policy is to be in conjunction with all relevant legislation, including the Model Standards for CEO Recruitment, Performance and Termination and the Departmental Guidelines for Local Government CEO Recruitment and Selection, Performance Review and Termination and all other relevant policies, procedures, and processes of the Shire.

The Salaries and Allowances Tribunal (SAT) determines the parameters for local government CEO Total Remuneration Packages, and all components of the CEO's remuneration need to comply with the relevant SAT requirements.

The SAT has classified the Shire of Wongan-Ballidu as a Band 4 local government.

Any changes to the CEO's performance agreement or performance plan, such as changes to the KPIs, must be discussed and agreed by both the Council and the CEO.

This policy also applies to the CEO's probation review.

## **POLICY**

This Policy applies to the annual performance and remuneration review of the Shire of Wongan-Ballidu CEO.

### **1 Performance Review Process**

#### **1. CEO Performance and Remuneration Review Panel**

- 1.1 Council is to appoint a CEO Performance and Remuneration Review Panel (the Review Panel) following every local government election.
- 1.2 The Chair of the Review Panel will be the Shire President. The Review Panel will include between three and five elected members (inclusive of the President).
- 1.3 The Council authorises the appointed Review Panel to undertake the CEO Performance and Remuneration Review and report findings and recommendations to the Council.
- 1.4 The primary functions of the Chief Executive Officer Review Panel are to:
  - Support the engagement by the Shire, of an appropriately experienced independent consultant for the purposes facilitating the performance and remuneration review process, in consultation with the CEO.
  - Oversee and conducting the performance and remuneration review process in accordance with this Policy.
  - Endorse the independent consultant's performance appraisal report and a remuneration review recommendation for consideration by Council.
  - Develop the performance agreement and KPIs with the CEO for approval by Council.
  - Meet regularly to discuss and provide feedback if performance issues are identified.
- 1.5. Membership principles and responsibilities of panel members:
  - Be fair, impartial and undertake the process with integrity.
  - Assessment is made free from bias and based on evidence of the CEO's achievements against the agreed performance criteria.
  - Findings and recommendations are impartial and transparent.
  - Any information received or produced by the Review Panel will be kept confidential.
  - The report for the performance and remuneration review to Council will be presented in confidence in accordance with section 5.23 of the Act.
  - Accurate and comprehensive records of the performance management process will be created and registered within the Shire's Electronic Data Record Management System; and
  - Manage all records in accordance with the Shire's Record Keeping Plan.
- 1.6 The performance and remuneration review process should commence at least 3 months prior to the required completion date.

- 1.7 The Review Panel Chair and independent facilitator will coordinate the review process.
- 1.8 Performance and Remuneration Review Panel Training
- a. All Council members appointed to the CEO Review Panel must undertake relevant CEO Performance Review training course provided by the Western Australian Local Government Association (WALGA), or similar industry recognised training provider, within six months of appointment to the Review Panel.
  - b. Where external training cannot be sourced within the time frame noted in 1.8(a) above, the Shire will provide in house training to address the processes and skills required for Council members to contribute effectively to the annual appraisal of the CEO.
  - c. The training is valid for five years therefore a re-elected Panel member is only required to undertake the training at every second election.

## **2. Independent facilitator**

- 2.1 The Shire will engage the Panel supported independent consultant (facilitator) to assist with the process of the CEO performance and remuneration review and the development of a performance agreement (inclusive of KPIs).
- 2.2 The independent consultant will have extensive experience in performance and remuneration reviews of senior executives and local government experience.
- 2.3 The independent consultant should not have any personal interest in, conflict of interest or relationship (other than professional or contractual) with, the Council, the Shire or the CEO. In this policy and for clarity, interest:
- means an interest that could, or could reasonably be perceived to, adversely affect the impartiality of the person having the interest; and
  - includes an interest arising from kinship, friendship, relationship or membership.
- 2.4 The facilitator may be required to:
- Collect 360-degree performance evidence (including from all Councillors and direct organisational reports)
  - Write the performance appraisal report
  - Facilitate meetings for the Panel.
  - Assist with the provision of feedback to the CEO
  - Formulate plans to support improvement (if necessary)
  - Provide industry/sector remuneration related information to the Panel if requested; and
  - Provide an objective view regarding any performance management-related matters between the concerned parties.

- 2.5 The independent facilitator services must be secured in accordance with the Shire's Purchasing Policy.
- 2.6 Council employees will not be involved in the CEO's performance review, except as part of the 360-degree assessment process or if requested by the Panel or the Council to prepare agendas and take minutes, or to assist the independent facilitator in any relevant administrative matter. Any request will be made through the Chief Executive Officer.

### **3. Performance criteria**

- 3.1 Ongoing permanent performance criteria for the purpose of reviewing the CEO's performance must be as included in the CEO's employment contract [the Act s.5.39(3)].
- 3.2 The Council may agree with the CEO additional performance criteria.
- 3.3 Additional criteria may include performance indicators relating to specific projects, Council priorities and service delivery targets from the Strategic Community Plan and Corporate Business Plan. It is important that these performance indicators relate to the selection criteria used in selecting the CEO (e.g. if the CEO is selected to improve the local government finances, then indicators regarding improved revenue may be appropriate).
- 3.4 The agreement on additional criteria provides flexibility for both the Council and CEO in response to changing circumstances and priorities.
- 3.5 Together the contractual performance criteria and any additional agreed criteria form the Key Performance Indicators (KPI's).
- 3.6 It is important that the agreed KPI's are specific, measurable, achievable, relevant and time based.
- 3.7 The KPI's, how they will be assessed, and any professional development goals of the CEO will form the annual performance agreement between the Council and CEO.
- 3.8 The annual performance agreement must be negotiated, documented and agreed upon by the CEO and the Council. Adjustments may be initiated by either the CEO or the Council throughout the performance review period.

### **4. Assessment of CEO performance**

- 4.1 The CEO's performance is to be measured in an objective manner against the KPI's alone. Reviews must be impartial and not skewed by personal relationships between the Review Panel and the CEO.
- 4.2 Evidence of CEO performance may include:
  - Achievement of key business outcomes

- Interactions with the Council and progress that has been made towards implementing the Council's strategic vision
  - Audit Committee reports
  - Workforce metrics (e.g. the average time to fill vacancies, retention rate, information about why people leave the organisation and staff absence rate)
  - Incident reports (e.g. results of occupational health and safety assessments, the number and nature of occupational health and safety incident reports, and the number and nature of staff grievances)
  - Organisational survey results
  - Relationships (e.g. with relevant organisations, stakeholder groups, and professional networks); or
  - Insights from key stakeholders (by way of survey etc.).
- 4.3 In addition to achievement of the KPI's, as part of the assessment, consideration should also be given to:
- How the CEO has achieved the outcomes. Whether or not their methods are acceptable and sustainable
  - The extent to which current performance is contingent upon current circumstances
  - What the CEO has done to ensure the wellbeing of staff and to maintain trust in the local government.
  - What attention has the CEO given to ensuring:
    - o Equal employment opportunity.
    - o Workplace health and safety.
    - o Privacy.
    - o Managing potential conflicts of interest, and
    - o Complying with procurement process requirements.
- 4.4 It is important that contextual factors, external or otherwise are given appropriate weight. Failure to meet KPI's does not necessarily mean the CEO has performed poorly and, for this reason, performance and outcomes should be considered separately.
- 4.5 Once the CEO's performance has been completed, the review must be endorsed by resolution of an absolute majority of Council and the CEO must be informed in writing of the results of the review.

## **5. Addressing Performance Issues**

- 5.1 Any performance areas that require attention or improvement must be:
- Identified
  - Discussed with the CEO; and
  - A constructive plan agreed and put in place to address the issues.
- 5.2 The plan should outline the actions to be taken, who is responsible for the actions and an agreed timeframe.
- 5.3 Appropriate courses of action in addressing the performance issues may include:
- Professional development courses

- Training
- Counselling
- Mediation
- Mentoring; or
- Developing new work routines to ensure specific areas are not neglected.

5.4 Regular discussion and ongoing feedback on the identified performance issues should be scheduled to ensure improvements are being made.

## **6. Misconduct**

6.1 In the event of any potential wrongdoing (misconduct) or suspected serious misconduct as defined in section 4 of the Corruption Crime and Misconduct Act 2003 are identified, the matter must be referred to the Public Sector Commission or the Corruption and Crime Commission (CCC). This provides an independent process to follow and ensures probity, natural justice and oversight of allegations.

## **7. Remuneration Review**

7.1 The Council shall periodically (not less than annually) review the salary for the CEO to assess whether and what increase in salary and allowances are to be made.

7.2 The CEO remuneration range is determined by the Salaries and Allowances Tribunal and the remuneration package may not fall outside the band applicable to the Shire of Wongan-Ballidu.

7.3 The outcome of the CEO performance review may form part of the considerations for the CEO remuneration review.

7.4 The Panel may request the independent facilitator to gather and provide remuneration comparison information to assist in this review process.

## **8. Further Guidelines**

8.1 The Council shall refer to relevant publications to guide the review and remuneration process such as the Department of Local Government Sport and Cultural Industries (DLGSC) Guidelines for Local Government CEO Recruitment and Selection, Performance Review and Termination (March 2021).

8.2 The Council must also consider legal requirements provided by the Fair Work Commission and the Fair Work Ombudsman.



## 9.1.2 CANCELLATION OF SPECIAL COUNCIL MEETING ON 10 JULY 2024

<b>FILE REFERENCE:</b>	Council
<b>REPORT DATE:</b>	19 June 2024
<b>APPLICANT/PROPONENT:</b>	N/A
<b>OFFICER DISCLOSURE OF INTEREST:</b>	Nil
<b>PREVIOUS MEETING REFERENCES:</b>	Nil
<b>AUTHOR:</b>	Sam Dolzadelli – Chief Executive Officer
<b>ATTACHMENTS:</b>	Nil

### **PURPOSE OF REPORT:**

To recommend that Council resolves to cancel the Special Council Meeting scheduled for Wednesday 10<sup>th</sup> July 2024.

### **BACKGROUND:**

At the Ordinary Council Meeting held 20 December 2023, Council resolved to adopt the Council Meeting schedule for the 2024 calendar year. The adopted schedule included a Special Council Meeting to be held Wednesday 10 July 2024. As discussed with Council previously, this meeting was historically scheduled for an earlier budget adoption date, however, Council has been advised that budget will be presented for adoption at the Ordinary Council Meeting to be held on 24 July 2024.

### **COMMENT:**

The Special Council Meeting included in the adopted Council Meeting schedule for the 2024 calendar year is not required and thus should be cancelled, with the appropriate local public notice to be given as per section 1.7 of the *Local Government Act 1995*.

### **POLICY REQUIREMENTS:**

There are no known policy requirements related to this item.

### **LEGISLATIVE REQUIREMENTS:**

*Local Government Act 1995* – Section 1.7

### **STRATEGIC IMPLICATIONS:**

There are no strategic implications in relation to this item.

### **SUSTAINABILITY IMPLICATIONS:**

#### ➤ **Environment**

There are no known environmental impacts associated with this proposal.

➤ **Economic**

There are no known economic impacts associated with this proposal.

➤ **Social**

There are no known social implications associated with this proposal.

**FINANCIAL IMPLICATIONS:**

Nil.

**VOTING REQUIREMENTS:** Simple Majority

**MOVED: Cr COAD**

**SECONDED: Cr SEWELL**

That Council approve the cancellation of the Special Council Meeting scheduled to be held on Wednesday 10 July 2024 and instruct the CEO to provide local public notice in accordance with section 1.7 of the *Local Government Act 1995*.

**CARRIED: 7/0**  
**RESOLUTION: 060424**

**For:**

Cr M Stephenson  
Cr D Coad  
Cr S Boekeman  
Cr G Chambon  
Cr E Giedraitis  
Cr M Sewell  
Cr S Starcevich

**Against:**

## 9.2 ADMINISTRATION & FINANCIAL SERVICES

### 9.2.1 ACCOUNTS SUBMITTED FOR MAY 2024

<b>FILE REFERENCE:</b>	F1.4
<b>REPORT DATE:</b>	17 June 2024
<b>APPLICANT/PROPONENT:</b>	N/A
<b>OFFICER DISCLOSURE OF INTEREST:</b>	Nil
<b>PREVIOUS MEETING REFERENCES:</b>	Nil
<b>AUTHOR:</b>	Rachael Waters – CSO – Finance
<b>REVIEWER:</b>	Sam Dolzadelli – Chief Executive Officer
<b>ATTACHMENTS:</b>	9.2.1 Accounts for May 2024

#### **PURPOSE OF REPORT:**

That the accounts for 1 May 2024 to 31 May 2024, as submitted, be received.

#### **BACKGROUND:**

This information is provided to the Council on a monthly basis in accordance with provisions of the *Local Government Act 1995* and *Local Government (Financial Management) Regulations 1996*.

#### **COMMENT:**

The *Local Government (Financial Management) Regulations 1996* were recently updated effective 1 November 2023 to include Regulation 13A, which legislates payments by employees via purchasing cards must be presented to Council and recorded in the minutes. Previously, Council were being presented the credit card payments in the Information Bulletin, however, as this does not form part of the formal Council proceedings and is not minuted, this has been moved into this agenda and following attachment in conjunction with the list of payments.

#### **POLICY REQUIREMENTS:**

There are no known policy requirements related to this item.

#### **LEGISLATIVE REQUIREMENTS:**

*Local Government (Financial Management) Regulations 1996* Regulation 13 & 13A requires the attached report to be presented to Council.

#### **Lists of Accounts**

Regulation 13 and 13A of the *Local Government (Financial Management) Regulations 1996* are applicable to this agenda item and attached reports.

### **Regulation 13 – Payments from municipal fund or trust fund by CEO, CEO’s duties as to etc.**

- (1) If the local government has delegated to the CEO the exercise of its power to make payments from the municipal fund or the trust fund, a list of accounts paid by the CEO is to be prepared each month showing for each account paid since the last such list was prepared —
  - (a) the payee’s name; and
  - (b) the amount of the payment; and
  - (c) the date of the payment; and
  - (d) sufficient information to identify the transaction.
- (2) A list of accounts for approval to be paid is to be prepared each month showing —
  - (a) for each account which requires council authorisation in that month –
    - (i) the payee’s name; and
    - (ii) the amount of the payment; and
    - (iii) sufficient information to identify the transaction; and
  - (b) the date of the meeting of the council to which the list is to be presented.
- (3) A list prepared under subregulation (1) or (2) is to be —
  - (a) presented to the council at the next ordinary meeting of the council after the list is prepared; and
  - (b) recorded in the minutes of that meeting.

### **Regulation 13A – Payments by employees via purchasing cards**

- (1) If a local government has authorised an employee to use a credit, debit or other purchasing card, a list of payments made using the card must be prepared each month showing the following for each payment made since the last such list was prepared —
  - (a) the payee’s name;
  - (b) the amount of the payment;
  - (c) the date of the payment;
  - (d) sufficient information to identify the payment.
- (2) A list prepared under subregulation (1) must be —
  - (a) presented to the council at the next ordinary meeting of the council after the list is prepared; and
  - (b) recorded in the minutes of that meeting.

## STRATEGIC IMPLICATIONS:

There are no strategic implications in relation to this item.

## SUSTAINABILITY IMPLICATIONS:

### ➤ **Environment**

There are no known environmental impacts associated with this proposal.

### ➤ **Economic**

There are no known economic impacts associated with this proposal.

### ➤ **Social**

There are no known social implications associated with this proposal.

## FINANCIAL IMPLICATIONS:

All payments are made within the confines of Councils adopted budget.

**VOTING REQUIREMENTS:** Simple Majority

**ABSOLUTE MAJORITY REQUIRED:** No

**MOVED: Cr COAD**

**SECONDED: Cr BOEKEMAN**

That Council in accordance with Regulation 13 and 13A of the *Local Government (Financial Management) Regulations 1996*, receives the list of payments, including the payments made by employees via purchasing cards, that have been made under delegated authority totalling \$812,481.24 for the month ended 31 May 2024.

**CARRIED: 7/0**  
**RESOLUTION: 070424**

**For:**

Cr M Stephenson  
Cr D Coad  
Cr S Boekeman  
Cr G Chambon  
Cr E Giedraitis  
Cr M Sewell  
Cr S Starcevich

**Against:**

**LIST OF ACCOUNTS DUE & SUBMITTED TO COUNCIL 1ST MAY 2024 TO 31ST MAY 2024**

Chq/EFT	Date	Name	Description	Amount
EFT25990	01/05/2024	WESTPAC BANKING CORPORATION	WAGES PPE 30.04.2024	- 73,672.70
EFT25991	01/05/2024	AUSTRALIAN SERVICES UNION	UNION FEES PPE 30.04.2024	- 26.50
EFT25992	01/05/2024	IOU SOCIAL CLUB	SOCIAL CLUB DEDUCTIONS PPE 30.04.2024	- 310.00
EFT25993	01/05/2024	LGRCEU	UNION FEES PPE 30.04.2024	- 44.00
EFT25994	02/05/2024	WESTRAC EQUIPMENT PTY LTD	SUPPLY 1 X SEAL FOR ROLLER PRO17	- 15.25
EFT25995	02/05/2024	T A MATTHEWS ELECTRICAL SERVICES		- 1,200.07
	28/04/2024	T A MATTHEWS ELECTRICAL SERVICES	CIVIC CENTRE - REPLACE FLOOD LIGHT FOR WAR MEMORIAL	599.45
	28/04/2024	T A MATTHEWS ELECTRICAL SERVICES	REPLACE SMOKE ALARM AT 8 ELLIS ST WONGAN HILLS	275.00
	28/04/2024	T A MATTHEWS ELECTRICAL SERVICES	SUPPLY AND INSTALL EXHAUST FAN IN TOILET AT 8 ELLIS ST, WONGAN HILLS	325.62
EFT25996	02/05/2024	IT VISION AUSTRALIA PTY LTD	UPDATE AERIAL IMAGING FOR MAPPING SOFTWARE	- 554.40
EFT25997	02/05/2024	ARROW BRONZE	SUPPLY AND DELIVER PLAQUE FOR HAZEL BYNON (RECOVERABLE)	- 538.27
EFT25998	02/05/2024	COAD COMMUNICATIONS	ELECTRONIC LOCATING OF TELSTRA CABLE AND WATER MAIN AT CORNER OF ELLIS STREET & MITCHELL STREET	- 1,105.50
EFT25999	02/05/2024	ADVANCED AUTOLOGIC PTY LTD	SUPPLY 4 X SOLVENT 200L FOR WADDINGTON ROAD WORKS	- 4,785.00
EFT26000	02/05/2024	MARKETFORCE PRODUCTIONS	POINTER ADVERT FOR CEO VACANCY SATURDAY 20TH APRIL 2024	- 1,516.56
EFT26001	02/05/2024	W.H.D.H.S. P & C ASSOCIATION (INC)	CATERING FOR THE COMMUNITY SERVICE AWARDS NIGHT 26/4/2024	- 2,100.00
EFT26002	02/05/2024	TEAM GLOBAL EXPRESS PTY LTD		- 296.62
	21/04/2024	TEAM GLOBAL EXPRESS PTY LTD	FREIGHT CHARGE EX MAXIPARTS	118.34
	28/04/2024	TEAM GLOBAL EXPRESS PTY LTD	FREIGHT EX RBC RURAL - TONERS FOR CRC	40.92
	28/04/2024	TEAM GLOBAL EXPRESS PTY LTD	FREIGHT EX MAXIPARTS, FREIGHT EX WESTRAC, FREIGHT EX APS REWIND	137.36
EFT26003	02/05/2024	LOCK, STOCK & FARRELL	A1 AIRPORT ABUS PADLOCK 83/45 NO NAME (RESTRICTED X 1)	- 93.60
EFT26004	02/05/2024	INTEGRATED ICT - A MARKET CREATIONS COMPANY	MEDICAL CENTRE OFFICE 365 - APRIL 2024	- 145.20
EFT26005	02/05/2024	MELISSA MARCONI	UNIFORM REFUND	- 50.00
EFT26006	02/05/2024	MELISSA WHYTE	UNIFORM REFUND	- 200.00
EFT26007	02/05/2024	RICOH FINANCE	CRC & ADMIN PHOTOCOPIER LEASE FROM 23/05/24 TO 22/06/24	- 649.17
EFT26008	02/05/2024	AC HEALTHCARE PTY LTD	DOCTORS SUBSIDY PAYMENT FOR MAY 2024	- 21,083.33
EFT26009	02/05/2024	NORTHAM MOTORS PTY LTD	SUPPLY OF DUALCAB XLT FORD RANGER 2024 (INCLUDES TRADE IN)	- 33,201.35
EFT26010	02/05/2024	INTERNATIONAL FUEL EQUIPMENT & SERVICES	REPAIR PIUSI FUEL CUBE FOR PTK38	- 332.97
EFT26011	02/05/2024	KATELYN BOROVINA	GRATUITY PAYMENT	- 145.00
EFT26012	02/05/2024	MAXIPARTS OPERATIONS PTY LTD	SUPPLY EXPANSION TANK FOR MACK PTK36	- 491.04
EFT26013	02/05/2024	RURAL RANGER SERVICES - CLOSED	RANGER SERVICES FROM 16/4/24 TO 24/4/24	- 1,812.69
EFT26014	02/05/2024	RING CENTRAL AUSTRALIA		- 1,367.93
	27/04/2024	RING CENTRAL AUSTRALIA	MEDICAL CENTRE PHONE ACCOUNT BILLING PERIOD 26/4/24 TO 25/5/24 (RECOVERABLE)	390.37
	29/04/2024	RING CENTRAL AUSTRALIA	SHIRE & CRC ADMINISTRATION PHONE ACCOUNT BILLING PERIOD 27/04/24 TO 26/05/24	977.56
EFT26015	02/05/2024	MADISON CROSSEN	GRATUITY PAYMENT	- 60.00
EFT26016	02/05/2024	MICROSOFT PTY LTD	3 X 3 YEAR WARRANTIES FOR MS SURFACE LAPTOP 6 DEVICES	- 237.60
EFT26017	02/05/2024	HYDRA STORM	SPACER RINGS SUIT 1090 LINER - 100MM DEEP X 2	- 324.50
EFT26018	02/05/2024	JOHNS LYNG INSURANCE BUILDING SOLUTIONS (WA) UNIT TRUST	SUPPLY OF TECHNICIANS, UPLIFT CARPET AND DISPOSE, AIR MOVERS SUPPLY FOR 42 MITCHELL ST, WONGAN HILLS. INSURANCE J0907	- 9,376.84
EFT26019	02/05/2024	GERALDTON TRANSPORT	FREIGHT CHARGE EX ONLINE COMPISITE ENGINEERING FOR MOCARDY DAM SUPPLIES	- 507.54
EFT26020	02/05/2024	BEAR BUILDING SERVICES	BASKETBALL COURTS AT CADOUX RECREATION CENTRE - SUPPLY, INSTALL & PAINT 4 X SOLID TIMBER DOORS	- 3,795.00
EFT26021	08/05/2024	AVON WASTE	DOMESTIC & COMMERCIAL COLLECTION FOR WONGAN HILLS & BALLIDU TOWNSITES	- 12,566.16
EFT26022	08/05/2024	BOEKEMAN NOMINEES PTY LTD		- 6,703.56
	11/04/2024	BOEKEMAN NOMINEES PTY LTD	SUPPLY 2 X WIPER BLADES FOR PUT69	40.00
	26/04/2024	BOEKEMAN NOMINEES PTY LTD	SUPPLY FRONT DOOR, ASSY FOR PUT75 HILUX	187.32
	30/04/2024	BOEKEMAN NOMINEES PTY LTD	UPDATE CONTROLLERS AND LOOK INTO STEEL WRIST ISSUE FOR BACKHOE	4,276.24
	07/05/2024	BOEKEMAN NOMINEES PTY LTD	HIRE OF TELEHANDLER FOR DEPOT ROLLER DOOR	2,200.00
EFT26023	08/05/2024	WONGAN HILLS IGA PLUS LIQUOR		- 2,812.56
			ADMINISTRATION SUPPLIES	322.58
			COUNCIL SUPPLIES	1,989.11
			DEPOT SUPPLIES	131.19
			CRC SUPPLIES	331.77
			CRC EVENT SUPPLIES	37.91
EFT26024	08/05/2024	JASON SIGNMAKERS	VARIOUS SIGNS ORDERED FOR DEPOT	- 1,171.46
EFT26025	08/05/2024	MCINTOSH & SON	SUPPLY CRIMPS & HYD HOSE FOR GRADER PG16	- 131.79
EFT26026	08/05/2024	WALLIS COMPUTER SOLUTIONS		- 1,999.80
	01/05/2024	WALLIS COMPUTER SOLUTIONS	SUPPLY HP E24 G5 IPS LED MONITOR X 2	745.80
	01/05/2024	WALLIS COMPUTER SOLUTIONS	SUPPLY DELL UD22 DOCKING STATIONS X 3	1,254.00
EFT26027	08/05/2024	WATER CORPORATION	SERVICE CHARGE FOR KIRWAN STANDPIPE	- 312.82
EFT26028	08/05/2024	WESTRAC EQUIPMENT PTY LTD	SUPPLY FILTERS, BLADE, FUEL FILTER & ELEMENT FOR GRADER PG17	- 687.41

LIST OF ACCOUNTS DUE & SUBMITTED TO COUNCIL 1ST MAY 2024 TO 31ST MAY 2024				
EFT26029	08/05/2024	IXOM OPERATIONS PTY LTD		- 2,104.74
	30/04/2024	IXOM OPERATIONS PTY LTD	CHLORLINE SERVICE FEE FOR SWIMMING POOL	143.22
	30/04/2024	IXOM OPERATIONS PTY LTD	CHLORINE SERVICE FEE FOR WORKS	143.22
	03/05/2024	IXOM OPERATIONS PTY LTD	CHLORINE CYLINDER X 2 FOR OVALS	1,818.30
EFT26030	08/05/2024	BALLIDUJ TRADING POST	SUPPLY OF SATURDAY'S NEWSPAPERS FOR APRIL 2024	- 14.00
EFT26031	08/05/2024	WONGAN HILLS HARDWARE		- 5,073.55
	30/04/2024	WONGAN HILLS HARDWARE	WORKS ACCOUNT FOR APRIL 2024 2024	4,234.63
	30/04/2024	WONGAN HILLS HARDWARE	BUILDING ACCOUNT FOR APRIL 2024	838.92
EFT26032	08/05/2024	TEAM GLOBAL EXPRESS PTY LTD	WATER TEST TO PATH WEST FOR OVALS	- 79.94
EFT26033	08/05/2024	WONGAN MAIL SERVICE	CRC & ADMIN POSTAGE COSTS FOR APRIL 2024	- 104.28
EFT26034	08/05/2024	KLEEN WEST DISTRIBUTORS	CLEANING SUPPLIES FOR SHIRE VARIOUS BUILDINGS	- 1,298.33
EFT26035	08/05/2024	DUN DIRECT PTY LTD	FUEL SUPPLY FOR APRIL 2024	- 22,421.90
EFT26036	08/05/2024	GREAT SOUTHERN FUEL SUPPLIES	FUEL SUPPLY FOR APRIL 2024	- 339.51
EFT26037	08/05/2024	CENTRAL REGIONAL TAFE	COURSE FEES FOR TRAINEE - CERTIFICATE III IN BUSINESS ADMINISTRATION	- 1,949.14
EFT26038	08/05/2024	JB HI-FI GROUP PTY LTD		- 885.00
	02/05/2024	JB HI-FI GROUP PTY LTD	SUPPLY 6 X GLASS SCREEN PROTECTORS FOR IPAD, DELIVERY FEE	231.00
	03/05/2024	JB HI-FI GROUP PTY LTD	SUPPLY 6 X CASES FOR IPADS	654.00
EFT26039	08/05/2024	WHEATBELT NATURAL RESOURCE MANAGEMENT	REIMBURSEMENT OF BOND FROM EVENT AT CRC HELD ON 20/3/24	- 150.00
EFT26040	08/05/2024	TRACTUS AUSTRALIA		- 279.00
	16/04/2024	TRACTUS AUSTRALIA	SUPPLY AND FIT 1 X TYRE FOR TRAILER PSP4	141.00
	22/04/2024	TRACTUS AUSTRALIA	PUNCTURE REPAIR FOR ROLLER PROL17	138.00
EFT26041	08/05/2024	ENVIROCLEAN (WA)	OFF HIRE OF ENVIROCLEAN	- 577.50
EFT26042	08/05/2024	SEEK LIMITED	JOB ADVERT FOR PLANT OPERATOR ON SEEK 02.05.2024	- 401.50
EFT26043	08/05/2024	CENTRELINE GROUP	WONGAN ROAD DRAINAGE AND KERBING UPGRADE AND DESIGN DOCUMENTATION	- 8,705.40
EFT26044	08/05/2024	PIECO METALS PTY LTD	RATES REFUND FOR ASSESSMENT A1735 E70/05733 MINING TENEMENT WONGAN HILLS WA 6603	- 138.39
EFT26045	15/05/2024	WESTPAC BANKING CORPORATION	PPE 14.03.2024	- 73,924.67
EFT26046	16/05/2024	AUSTRALIAN SERVICES UNION	UNION FEES PPE 14.05.2024	- 26.50
EFT26047	16/05/2024	IOU SOCIAL CLUB	SOCIAL CLUB PPE 14.05.2024	- 290.00
EFT26048	16/05/2024	LGRCEU	UNION FEES - PPE 14.05.2024	- 22.00
EFT26049	16/05/2024	LANDGATE	CONSOLIDATED MINING TENEMENT ROLL	- 445.75
EFT26050	16/05/2024	NUTRIEN AG SOLUTIONS LTD	SUPPLY 1 X 20L AGFORM MAXI WHITE FOR PARKS & GARDENS	- 134.64
EFT26051	16/05/2024	OFFICEWORKS BUSINESS DIRECT		- 381.43
	03/05/2024	OFFICEWORKS BUSINESS DIRECT	CRC STATIONERY ORDER	130.71
	10/05/2024	OFFICEWORKS BUSINESS DIRECT	ADMINISTRATION STATIONERY ORDER	232.81
	10/05/2024	OFFICEWORKS BUSINESS DIRECT	BACKORDER STATIONERY FOR ADMINISTRATION	17.91
EFT26052	16/05/2024	WHEATBELT FURNITURE AND HOMEWARES		- 110.00
	01/05/2024	WHEATBELT FURNITURE AND HOMEWARES	SUPPLY FLOWER ARRANGEMENT FOR AWARDS NIGHT	50.00
	15/05/2024	WHEATBELT FURNITURE AND HOMEWARES	SUPPLY FLOWER ARRANGEMENT FOR CEO FAREWELL DINNER	60.00
EFT26053	16/05/2024	WESTRAC EQUIPMENT PTY LTD		- 1,224.87
	06/05/2024	WESTRAC EQUIPMENT PTY LTD	OIL TEST KIT, FILTERS & EMEMENTS FOR GRADERS PG16 & PG18	1,195.18
	13/05/2024	WESTRAC EQUIPMENT PTY LTD	SUPPLY 1 X FILTER FOR GRADER PG17	29.69
EFT26054	16/05/2024	THE POINT DOCTOR	CUSTOM MADE PLATES 660X75X12 FOR ROLLER PROL12	- 88.00
EFT26055	16/05/2024	AUSTRALIAN TAXATION OFFICE	BAS APRIL 2024	- 27,234.00
EFT26056	16/05/2024	T A MATTHEWS ELECTRICAL SERVICES		- 3,150.02
	03/05/2024	T A MATTHEWS ELECTRICAL SERVICES	FAULT LIGHT CIRCUIT FOR SKATE PARK, SECURITY CAMERA WONGAN COMMUNITY PARK	346.50
	08/05/2024	T A MATTHEWS ELECTRICAL SERVICES	CALL OUT - 2A PATTERSON ST WONGAN HILLS - NO POWER & REPLACE EARTH LEAKAGE	346.50
	08/05/2024	T A MATTHEWS ELECTRICAL SERVICES	WATER TOWER - REPAIRS TO LIGHTS DUE TO BIRD DAMAGE	2,457.02
EFT26057	16/05/2024	AUSTRALIAN INSTITUTE OF MANAGEMENT	1X STAFF - FOUNDATIONS OF HR COURSE - 07.10.2024 TO 08.10.2024	- 1,451.00
EFT26058	16/05/2024	WURTH AUSTRALIA PTY LTD	BOLTS FOR FOOT VALVE REPAIRS AT WONGAN HILLS SWIMMING POOL, FREIGHT CHARGE	- 198.11
EFT26059	16/05/2024	DEPARTMENT OF COMMERCE - BUILDING COMMISSION	BSL RECONCILIATION FOR APRIL 2024	- 56.65
EFT26060	16/05/2024	A.P.S. REWINDS & SALES	SUPPLY DAVEY MECHANICAL SEAL AND CASE O-RING FOR OVALS	- 363.33
EFT26061	16/05/2024	FEGAN BUILDING SURVEYING	BUILDING SURVEYING 100 NINAN ROAD WONGAN HILLS	- 544.50
EFT26062	16/05/2024	SAFE AVON VALLEY INC.	CAT IMPOUNDING FEE (TAG 24015 & 24016)	- 150.00
EFT26063	16/05/2024	RICOH FINANCE	LEASE OF FOLDING MACHINE 08/06/24 TO 07/04/24	- 237.60
EFT26064	16/05/2024	ITR PACIFIC PTY LTD	GRADER BLADES FOR PG17	- 2,574.00
EFT26065	16/05/2024	COUNCIL FIRST	APRIL CHARGES FOR MICROSOFT AZURE	- 1,593.17
EFT26066	16/05/2024	RURAL RANGER SERVICES - CLOSED	RANGER SERVICES FROM 29/4/24 TO 07/05/24	- 1,520.64
EFT26067	16/05/2024	WCP CIVIL PTY LTD	WET MIXING WADDINGTON - WONGAN HILLS ROAD	- 25,707.21
EFT26068	23/05/2024	LANDGATE	RURAL UV GENERAL REVALUATION 2023/2024	- 6,279.00
EFT26069	23/05/2024	WESTERN AUSTRALIAN LOCAL GOVERNMENT ASSOCIATION (WALGA)		- 1,727.00
	17/05/2024	WESTERN AUSTRALIAN LOCAL GOVERNMENT ASSOCIATION (WALGA)	1X STAFF - WALGA STATE EMPLOYMENT LAW ESSENTIALS TRAINING COURSE - 12.11.2024	638.00
	17/05/2024	WESTERN AUSTRALIAN LOCAL GOVERNMENT ASSOCIATION (WALGA)	1X STAFF - WALGA HR TOOLKIT FOR MANAGERS - 16.10.2024 & 17.10.2024	1,089.00

LIST OF ACCOUNTS DUE & SUBMITTED TO COUNCIL 1ST MAY 2024 TO 31ST MAY 2024				
EFT26070	23/05/2024	WALLIS COMPUTER SOLUTIONS	ONBOARDING OF 3X NEW STAFF LAPTOPS	- 2,227.50
EFT26071	23/05/2024	WATER CORPORATION		- 84,273.52
	02/05/2024	WATER CORPORATION	SEWERAGE CHARGE FOR OLD TENNIS CLUB FACILITY IN WONGAN HILLS	72.68
	08/05/2024	WATER CORPORATION	CONSUMPTION CHARGE FOR STANDPIPE AT MANMANNING ROAD GRASS V BALLIDU	2,004.03
	09/05/2024	WATER CORPORATION	FIRE SERVICE CHARGE FOR BALLIDU HALL	50.05
	09/05/2024	WATER CORPORATION	SERVICE & CONSUMPTION CHARGE AT WONGAN HILLS AIRPORT	59.50
	09/05/2024	WATER CORPORATION	WATER CONSUMPTION CHARGE FOR ALPHA TOILETS	1,129.60
	09/05/2024	WATER CORPORATION	CONSUMPTION & SERVICE CHARGE FOR BALLIDU STANDPIPE	55,016.01
	13/05/2024	WATER CORPORATION	CONSUMPTION, SEWERAGE & SERVICE CHARGE FOR COMMUNITY PARK	304.86
	13/05/2024	WATER CORPORATION	CONSUMPTION CHARGE FOR COMMUNITY PARK LOT 138	980.51
	13/05/2024	WATER CORPORATION	CONSUMPTION, SERVICE & SEWERAGE CHARGE FOR 49 QUINLAN ST WONGAN HILLS	416.81
	13/05/2024	WATER CORPORATION	CONSUMPTION, SERVICE & SEWERAGE CHARGE FOR 14 ELLIS ST WONGAN HILLS	1,090.60
	13/05/2024	WATER CORPORATION	SERVICE & SEWERAGE CHARGE FOR 42 MITCHELL ST WONGAN HILLS	260.69
	13/05/2024	WATER CORPORATION	CONSUMPTION, SERVICE & SEWERAGE CHARGE FOR 8 ELLIS ST WONGAN HILLS	968.96
	13/05/2024	WATER CORPORATION	CONSUMPTION CHARGE FOR CADOUX KINDERGARTEN AT GRIMMETT ST	20.07
	13/05/2024	WATER CORPORATION	SERVICE & SEWERAGE CHARGE FOR 27A QUINLAN ST WONGAN HILLS	260.69
	13/05/2024	WATER CORPORATION	SERVICE & SEWERAGE CHARGE FOR 27B QUINLAN ST WONGAN HILLS	260.69
	13/05/2024	WATER CORPORATION	SERVICE & SEWERAGE CHARGE AT 27C QUINLAN ST WONGAN HILLS	260.69
	13/05/2024	WATER CORPORATION	CONSUMPTION & SERVICE CHARGE FOR QUINLAN ST GARDENS	1,549.50
	13/05/2024	WATER CORPORATION	CONSUMPTION CHARGE FOR CADOUX TOILETS	91.74
	13/05/2024	WATER CORPORATION	SERVICE & SEWERAGE CHARGE FOR UNIT 31A QUINLAN ST WONGAN HILLS	260.69
	13/05/2024	WATER CORPORATION	CONSUMPTION, SERVICE & SEWERAGE CHARGE FOR 31B QUINLAN ST WONGAN HILLS	356.96
	13/05/2024	WATER CORPORATION	SERVICE & SEWERAGE CHARGE FOR 27D QUINLAN ST WONGAN HILLS	260.69
	14/05/2024	WATER CORPORATION	SERVICE CHARGE FOR NINAN STREET WONGAN HILLS	47.10
	14/05/2024	WATER CORPORATION	CONSUMPTION & SEWERAGE CHARGE FOR ADMINISTRATION OFFICE	864.71
	14/05/2024	WATER CORPORATION	CONSUMPTION & SEWERAGE CHARGE FOR CIVIC CENTRE	1,991.29
	14/05/2024	WATER CORPORATION	SEWERAGE CHARGE FOR STICKLAND ST WONGAN HILLS (CUBBYHOUSE)	161.51
	14/05/2024	WATER CORPORATION	SEWERAGE CHARGE FOR ELIZABETH TELFER BUILDING	98.38
	14/05/2024	WATER CORPORATION	CONSUMPTION CHARGE FOR WONGAN HILLS RECYCLING AREA	326.84
	14/05/2024	WATER CORPORATION	CONSUMPTION, SERVICE & SEWERAGE CHARGE FOR 7 WANDOO CRESCENT WONGAN HILLS	371.06
	14/05/2024	WATER CORPORATION	CONSUMPTION, SERVICE & SEWERAGE CHARGE FOR 11 WANDOO CRESCENT WONGAN HILLS	419.41
	14/05/2024	WATER CORPORATION	CONSUMPTION, SEWERAGE & FIRE CHARGE FOR DEPOT OFFICE	432.37
	14/05/2024	WATER CORPORATION	CONSUMPTION, SERVICE & SEWERAGE CHARGE FOR UNIT 1/20 STICKLAND ST WONGAN HILLS	914.86
	14/05/2024	WATER CORPORATION	SERVICE CHARGE FOR 162 DANUBIN ST WONGAN HILLS	47.10
	14/05/2024	WATER CORPORATION	CONSUMPTION, SERVICE & SEWERAGE CHARGE FOR 2A PATTERSON ST WONGAN HILLS	291.94
	14/05/2024	WATER CORPORATION	CONSUMPTION, SERVICE & SEWERAGE CHARGE FOR 16 MOORE ST WONGAN HILLS	513.08
	14/05/2024	WATER CORPORATION	CONSUMPTION CHARGE FOR WONGAN HILLS CEMETERY	197.82
	14/05/2024	WATER CORPORATION	SERVICE & SEWERAGE CHARGE FOR 2B PATTERSON ST WONGAN HILLS	260.69
	14/05/2024	WATER CORPORATION	CONSUMPTION CHARGE FOR WONGAN HILLS RECREATION COMPLEX	464.45
	14/05/2024	WATER CORPORATION	CONSUMPTION & SEWERAGE CHARGE FOR MEDICAL CENTRE	243.24
	14/05/2024	WATER CORPORATION	CONSUMPTION CHARGE FOR WONGAN HILLS SWIMMING POOL COMPLEX	3,113.56
	14/05/2024	WATER CORPORATION	CONSUMPTION & SEWERAGE CHARGE FOR OLD TENNIS CLUB FACILITY IN WONGAN HILLS	458.26
	14/05/2024	WATER CORPORATION	CONSUMPTION & SERVICE CHARGE FOR STANDPIPE AT DEPOT	1,721.02
	14/05/2024	WATER CORPORATION	CONSUMPTION & SEWERAGE CHARGE FOR COMMUNITY GARDENS	122.82



**LIST OF ACCOUNTS DUE & SUBMITTED TO COUNCIL 1ST MAY 2024 TO 31ST MAY 2024**

	14/05/2024	WATER CORPORATION	CONSUMPTION CHARGE FOR NINAN ST ENTRY STATEMENT	120.41
	14/05/2024	WATER CORPORATION	FIRE SERVICE CHARGE FOR CRC BUILDING	50.05
	14/05/2024	WATER CORPORATION	CONSUMPTION & SEWERAGE CHARGE FOR WONGAN HILLS MUSEUM	253.30
	15/05/2024	WATER CORPORATION	CONSUMPTION, SERVICE & SEWERAGE CHARGE FOR 30 WANDOO CRESCENT WONGAN HILLS	1,011.44
	15/05/2024	WATER CORPORATION	CONSUMPTION CHARGE FOR RAILWAY CENTRE	232.23
	15/05/2024	WATER CORPORATION	CONSUMPTION, SEWERAGE & FIRE CHARGE FOR COMMUNITY GARDENS	410.06
	15/05/2024	WATER CORPORATION	CONSUMPTION CHARGE FOR FENTION ST MEDIAN STRIP	2,829.73
	16/05/2024	WATER CORPORATION	SERVICE CHARGE FOR BURAKIN STANDPIPE	312.82
	16/05/2024	WATER CORPORATION	SERVICE CHARGE FOR KIRWAN STANDPIPE	315.95
EFT26072	23/05/2024	HYMARK TRADING PTY LTD	WORKS STAFF UNIFORMS	- 2,061.19
EFT26073	23/05/2024	SYNERGY		- 14,151.72
	08/05/2024	SYNERGY	ON/OFF PEAK CONSUMPTION & SUPPLY CHARGE FOR SWIMMING POOL COMPLEX	638.72
	08/05/2024	SYNERGY	ON/OFF PEAK CONSUMPTION & SUPPLY CHARGE FOR WONGAN HILLS RECREATION CENTRE	1,836.46
	08/05/2024	SYNERGY	ON/OFF PEAK CONSUMPTION & SUPPLY CHARGE FOR CRC BUILDING	685.00
	08/05/2024	SYNERGY	ON/OFF PEAK CONSUMPTION & SUPPLY CHARGE FOR MEDICAL CENTRE	465.28
	15/05/2024	SYNERGY	CONSUMPTION & SUPPLY CHARGE FOR RAILWAY CENTRE	210.25
	15/05/2024	SYNERGY	SUPPLY CHARGE FOR LOT 151 NINAN ST	69.59
	15/05/2024	SYNERGY	CONSUMPTION & SUPPLY CHARGE FOR DEPOT OFFICE	559.80
	15/05/2024	SYNERGY	CONSUMPTION & SUPPLY CHARGE FOR 30 WANDOO CRESCENT WONGAN HILLS	232.06
	16/05/2024	SYNERGY	STREET LIGHTING BILLING PERIOD 25/3/24 TO 24/4/24	4,543.62
	16/05/2024	SYNERGY	CONSUMPTION & SUPPLY CHARGE FOR CADOUX TOILETS	131.30
	16/05/2024	SYNERGY	CONSUMPTION & SUPPLY CHARGE FOR WONGAN HILLS TOWN CENTRE GARDENS ON FENTON PLACE	159.85
	17/05/2024	SYNERGY	CONSUMPTION & SUPPLY CHARGE FOR CRC BUILDING	125.50
	17/05/2024	SYNERGY	CONSUMPTION & SUPPLY CHARGE FOR WONGAN HILLS MUSEUM	261.67
	17/05/2024	SYNERGY	CONSUMPTION & SUPPLY CHARGE FOR OLD TENNIS CLUB FACILITIES IN WONGAN HILLS	135.28
	17/05/2024	SYNERGY	CONSUMPTION CHARGE FOR COMMUNITY GARDENS, SUPPLY CHARGE FOR COMMUNITY GARDENS	178.86
	17/05/2024	SYNERGY	CONSUMPTION & SUPPLY CHARGE FOR UNIT 3/20 STICKLAND ST WONGAN HILLS	93.62
	17/05/2024	SYNERGY	CONSUMPTION & SUPPLY CHARGE FOR ALPHA TOILETS IN BALLIDU	206.79
	17/05/2024	SYNERGY	CONSUMPTION & SUPPLY CHARGE FOR WONGAN HILLS AIRPORT	163.21
	20/05/2024	SYNERGY	SERVICE CHARGE FOR QUINLAN ST GARDENS WONGAN HILLS	67.39
	20/05/2024	SYNERGY	CONSUMPTION & SUPPLY CHARGE FOR CIVIC CENTRE, SERVICE CHARGE FOR CIVIC CENTRE	599.32
	20/05/2024	SYNERGY	CONSUMPTION & SERVICE CHARGE FOR RETRANSMISSION TOWER	1,494.17
	20/05/2024	SYNERGY	SUPPLY CHARGE FOR 27C QUINLAN ST WONGAN HILLS	67.39
	20/05/2024	SYNERGY	CONSUMPTION & SUPPLY CHARGE FOR ADMINISTRATION BUILDING	637.69
	20/05/2024	SYNERGY	CONSUMPTION, SUPPLY & POWERWATCH CHARGE FOR COMMUNITY PARK	588.90
EFT26074	23/05/2024	RBC RURAL		- 3,281.68
	18/05/2024	RBC RURAL	METERPLAN CHARGE FOR CRC PHOTOCOPIER	2,581.56
	18/05/2024	RBC RURAL	METERPLAN CHARGE FOR ADMIN PHOTOCOPIER	700.12
EFT26075	23/05/2024	TEAM GLOBAL EXPRESS PTY LTD		- 103.44
	12/05/2024	TEAM GLOBAL EXPRESS PTY LTD	FREIGHT EX WESTRAC & MAXIPARTS	70.48
	19/05/2024	TEAM GLOBAL EXPRESS PTY LTD	FREIGHT EX WESTRAC	32.96
EFT26076	23/05/2024	NEWINS FAMILY TRUST	MANAGING OF THE WONGAN HILLS REFUSE SITE FOR MAY	- 7,791.63
EFT26077	23/05/2024	LYNETTE HOOD	LAUNDERING AND IRONING OF 15 TABLECLOTHES FROM CITIZEN OF THE YEAR EVENT	- 150.00
EFT26078	23/05/2024	BLACKWELL PLUMBING & GAS PTY LTD	REPLACE RPZ AT CRC AND CHECK/REPAIR BLOCKED DRAINS FOR TOILETS AT CRC	- 627.00
EFT26079	23/05/2024	RACHAEL WATERS	UNIFORM REFUND	- 113.94
EFT26080	23/05/2024	HAYCOM TECHNOLOGY PTY LTD	IT SERVICES FOR MEDICAL CENTRE	- 821.70
EFT26081	23/05/2024	HERSEY'S SAFETY PTY LTD	LINE MARKING PAINT FOR WADDINGTON ROAD	- 1,243.47
EFT26082	23/05/2024	COUNCIL FIRST	MS OFFICE 365 FOR JUNE 2024	- 1,670.42
EFT26083	23/05/2024	WANGARA TROPHIES	FAREWELL GIFT FOR RETIRING CEO	- 478.00
EFT26084	23/05/2024	ROSS RAYSON	REIMBURSEMENT FOR UNIFORM PURCHASE	- 329.98
EFT26085	23/05/2024	SHERIDAN'S	MEMORIAL PLAQUE - WONGAN HILLS MEMORIAL SWIMMING POOL INCL POSTAGE	- 513.98
EFT26086	23/05/2024	TEAM GLOBAL EXPRESS PTY LTD	FREIGHT CHARGE EX LIBRARY TO LISWA 24/4/24	- 45.35

**LIST OF ACCOUNTS DUE & SUBMITTED TO COUNCIL 1ST MAY 2024 TO 31ST MAY 2024**

EFT26087	23/05/2024	BLUE TANG WA PTY LTD ATF THE REEF UNIT TRUST	THIRD CLAIM - COMMUNITY PARK REDEVELOPMENT DESIGN	-	6,138.00
EFT26088	29/05/2024	WESTPAC BANKING CORPORATION	PPE 28.05.24	-	69,430.24
EFT26089	29/05/2024	DEPARTMENT OF FIRE & EMERGENCY SERVICES	2023/24 ESL 4TH QTY	-	9,864.21
EFT26090	29/05/2024	STAR TRACK EXPRESS PTY LTD	FREIGHT EX JASON SIGNMAKERS AS PER PO15572	-	96.35
EFT26091	29/05/2024	OFFICEWORKS BUSINESS DIRECT	J.BURROWS 80GSM A3 PAPER CARTON X 3 FOR CRC	-	188.44
EFT26092	29/05/2024	T A MATTHEWS ELECTRICAL SERVICES	INSTALL POWER TO NEW ROLLER DOOR, REPLACE AND RELOCATE EXIT LIGHT, REPLACE FLOOD LIGHT AT SHIRE DEPOT	-	1,699.50
EFT26093	29/05/2024	SYNERGY	SUPPLY CHARGE FOR 16 MOORE ST WONGAN HILLS	-	75.26
EFT26094	29/05/2024	RBC RURAL	CALL OUT FEE FOR PHOTOCOPIER ERROR	-	132.00
EFT26095	29/05/2024	WURTH AUSTRALIA PTY LTD	SUPPLY VARIOUS PARTS FOR HILUX PUT78 WB030	-	211.10
EFT26096	29/05/2024	LOCK, STOCK & FARRELL		-	338.40
	10/05/2024	LOCK, STOCK & FARRELL	KEYS FOR UNIT 1/20 STICKLAND ST WONGAN HILLS, POSTAGE CHARGE		78.30
	23/05/2024	LOCK, STOCK & FARRELL	WONGAN HILLS RECREATION COMPLEX - SUPPLY DEADLOCK, POSTAGE CHARGE		260.10
EFT26097	29/05/2024	PUBLIC TRANSPORT AUTHORITY OF WA	TRANSWA FOR APRIL 2024	-	199.75
EFT26098	29/05/2024	IP CAMERAS AUSTRALIA PTY LTD	LABOUR FEE FOR CCTV SUPPORT VISIT	-	1,716.00
EFT26099	29/05/2024	BRYAN RURAL SERVICE		-	5,566.00
94	27/05/2024	BRYAN RURAL SERVICE	GUTTER CLEAN SHIRE BUILDINGS		5,269.00
94	27/05/2024	BRYAN RURAL SERVICE	GUTTER CLEAN AT BUS SHED DEPOT, GUTTER CLEAN AT RAILWAY BARRACKS		297.00
EFT26100	29/05/2024	WONGAN HILLS HOTEL	CEO FAREWELL EVENT HELD 22/5/24	-	752.98
EFT26101	29/05/2024	STEVEN FEATHERSTONE	INSTALL ROLLER DOOR AT DEPOT	-	22,373.95
EFT26102	29/05/2024	KIM THORNTON & CATHERINE CHAMBERS		-	269.80
	27/05/2024	KIM THORNTON & CATHERINE CHAMBERS	UNIFORM REFUND		150.00
	29/05/2024	KIM THORNTON & CATHERINE CHAMBERS	UNIFORM REFUND		119.80
EFT26103	29/05/2024	RICOH FINANCE	CRC & ADMIN PHOTOCOPIER LEASE FROM 23/06/24 TO 22/7/24	-	649.17
EFT26104	29/05/2024	CONPLANT PTY LTD	SUPPLY AND DELIVER MVC-40H MIKASA PLATE COMPACTOR.	-	2,665.30
EFT26105	29/05/2024	AC HEALTHCARE PTY LTD	PRE-EMPLOYMENT MEDICAL - 1X STAFF	-	265.00
EFT26106	29/05/2024	INTERNATIONAL FUEL EQUIPMENT & SERVICES	REPAIR PIUSI FUEL CUBE FOR TRUCK PTK37	-	1,091.97
EFT26107	29/05/2024	WALKERS DIESEL SERVICES		-	11,079.00
	14/05/2024	WALKERS DIESEL SERVICES	STRAIGHTEN BRACKET FOR LOADER PROL12		330.00
	27/05/2024	WALKERS DIESEL SERVICES	SUPPLY 1 X BAD BOY MOWER, MZ RAMBLER BRIGGS & STRATTON 19HP 42 CUTTING DECK		10,749.00
EFT26108	29/05/2024	COUNCIL FIRST		-	4,837.25
	21/05/2024	COUNCIL FIRST	STP FOR APRIL 2024		55.00
	27/05/2024	COUNCIL FIRST	PROFESSIONAL SERVICES FOR APRIL 2024		4,782.25
EFT26109	29/05/2024	RURAL RANGER SERVICES - CLOSED	RANGER SERVICES FROM 13/5/24 TO 16/5/24	-	711.81
EFT26110	29/05/2024	HEXCHEX PTY LTD	SUPPLY B-1923-Y HEXCHEX FOR TRAILERS	-	242.00
EFT26111	29/05/2024	GERALDTON TRANSPORT	FREIGHT EX IXOM 3 X CHLORINE BOTTLES FOR P&G	-	205.04
EFT26112	29/05/2024	WORK HEALTH PROFESSIONALS PTY LTD	HEARING TESTS FOR STAFF, 18 WORKS STAFF	-	2,343.00
EFT26113	29/05/2024	AMANDA LITTLE	ACCOMADATION FOR RECRUITMENT CONSULTANT	-	105.00
EFT26114	29/05/2024	SCOTT KELLY	OVERCHARGE/BOND REFUND FOR CIVIC CENTRE HIRE	-	406.50
EFT26115	29/05/2024	AUSTRALIAN SERVICES UNION	UNION FEES PPE 28.05.24	-	26.50
EFT26116	29/05/2024	IOU SOCIAL CLUB	SOCIAL CLUB PPE28.05.24	-	290.00
EFT26117	29/05/2024	LGRCEU	UNION FEES PPE 28.05.24	-	22.00
DD12575.1	01/05/2024	AUSTRALIAN RETIREMENT TRUST	SUPERANNUATION PPE 30.04.2024	-	482.86
DD12575.2	01/05/2024	REST SUPERANNUATION	SUPERANNUATION PPE 30.04.2024	-	70.68
DD12575.3	01/05/2024	MLC SUPER FUND	SUPERANNUATION PPE 30.04.2024	-	490.39
DD12575.4	01/05/2024	AMP SUPERANNUATION LTD.	SUPERANNUATION PPE 30.04.2024	-	337.89
DD12575.5	01/05/2024	AUSTRALIAN SUPER	SUPERANNUATION PPE 30.04.2024	-	1,062.21
DD12575.6	01/05/2024	PRIME SUPER	SUPERANNUATION PPE 30.04.2024	-	1,509.42
DD12575.7	01/05/2024	VIRGIN MONEY SUPER	SUPERANNUATION PPE 30.04.2024	-	220.80
DD12575.8	01/05/2024	AWARE SUPER ACCUMULATION	SUPERANNUATION PPE 30.04.2024	-	13,075.64
DD12575.9	01/05/2024	MERCER SUPER	SUPERANNUATION PPE 30.04.2024	-	221.97
DD12577.1	01/05/2024	WESTNET PTY LTD	WESTNET BILLING 01/05/24 TO 01/06/24	-	515.14
DD12595.1	09/05/2024	TELSTRA CORPORATION LIMITED	ADMINISTRATION PHONE ACCOUNT	-	2,338.69
DD12600.1	16/05/2024	AUSTRALIAN RETIREMENT TRUST	SUPER PAYMENTS PPE14.05.2024	-	313.14
DD12600.2	16/05/2024	REST SUPERANNUATION	SUPER PAYMENTS PPE14.05.2024	-	72.26
DD12600.3	16/05/2024	MLC SUPER FUND	SUPER PAYMENTS PPE14.05.2024	-	490.39
DD12600.4	16/05/2024	AMP SUPERANNUATION LTD.	SUPER PAYMENTS PPE14.05.2024	-	337.89
DD12600.5	16/05/2024	AUSTRALIAN SUPER	SUPER PAYMENTS PPE14.05.2024	-	930.89
DD12600.6	16/05/2024	PRIME SUPER	SUPER PAYMENTS PPE14.05.2024	-	1,511.23
DD12600.7	16/05/2024	VIRGIN MONEY SUPER	SUPER PAYMENTS PPE14.05.2024	-	220.80
DD12600.8	16/05/2024	AWARE SUPER ACCUMULATION	SUPER PAYMENTS PPE14.05.2024	-	12,627.94
DD12600.9	16/05/2024	MERCER SUPER	SUPER PAYMENTS PPE14.05.2024	-	221.97
DD12611.1	16/05/2024	SWOOP BUSINESS	INTERNET LINE FOR SPORT RECREATION COMPLEX - DIRECT DEBIT 16/5/24	-	74.00
DD12612.1	27/05/2024	TELETRAC NAVMAN	MONTHLY SATELLITE SERVICE BILLING PERIOD 05/04/24 TO 04/05/24	-	2,478.08
DD12614.1	27/05/2024	TELSTRA CORPORATION LIMITED	SPORT & RECREATION PHONE ACCOUNT ISSUED 14/05/24 DIRECT DEBIT 27/5/24	-	50.00
DD12619.1	29/05/2024	AUSTRALIAN RETIREMENT TRUST	SUPER PAYMENTS PPE 28.05.24	-	445.67
DD12619.2	29/05/2024	REST SUPERANNUATION	SUPER PAYMENTS PPE 28.05.24	-	70.68
DD12619.3	29/05/2024	MLC SUPER FUND	SUPER PAYMENTS PPE 28.05.24	-	498.96
DD12619.4	29/05/2024	AMP SUPERANNUATION LTD.	SUPER PAYMENTS PPE 28.05.24	-	335.32

LIST OF ACCOUNTS DUE & SUBMITTED TO COUNCIL 1ST MAY 2024 TO 31ST MAY 2024					
DD12619.5	29/05/2024	AUSTRALIAN SUPER	SUPER PAYMENTS PPE 28.05.24	-	862.46
DD12619.6	29/05/2024	PRIME SUPER	SUPER PAYMENTS PPE 28.05.24	-	1,535.84
DD12619.7	29/05/2024	VIRGIN MONEY SUPER	SUPER PAYMENTS PPE 28.05.24	-	220.80
DD12619.8	29/05/2024	AWARE SUPER ACCUMULATION	SUPER PAYMENTS PPE 28.05.24	-	12,765.56
DD12619.9	29/05/2024	MERCER SUPER	SUPER PAYMENTS PPE 28.05.24	-	221.97
DD12625.1	31/05/2024	DEPARTMENT OF TRANSPORT	DOT FOR MAY 2024	-	100,694.35
CHQ200015	01/05/2024	SHIRE OF WONGAN-BALLIDU - PAYROLL	RATES AND SUNDRY DEBTORS PPE 30.04.2024	-	1,841.00
CHQ200016	16/05/2024	SHIRE OF WONGAN-BALLIDU - PAYROLL	DEDUCTIONS PPE 14.05.2024	-	1,841.00
CHQ200017	29/05/2024	SHIRE OF WONGAN-BALLIDU - PAYROLL	DEDUCTIONS PPE 28.05.24	-	1,841.00
DD12575.10	01/05/2024	COLONIAL FIRST STATE FIRSTCHOICE PERSONAL SUPER	SUPER PAYMENTS PPE 30.04.2024	-	342.32
DD12600.10	16/05/2024	COLONIAL FIRST STATE FIRSTCHOICE PERSONAL SUPER	SUPER PAYMENTS PPE14.05.2024	-	297.34
DD12619.10	29/05/2024	COLONIAL FIRST STATE FIRSTCHOICE PERSONAL SUPER	SUPER PAYMENTS PPE 28.05.24	-	295.36
DD12613.1	21/05/2024	<b>CREDIT CARDS</b>		-	4,460.83
		<b>CREDIT CARD HOLDER - CEO</b>		-	3,237.74
	03/04/2024	INK STATION	TONER CARTRIDGES FOR CRC ADMINISTRATION		264.00
	05/04/2024	TESLA MOTORS AUSTRALIA	REPLACE CEO VEHICLE WINDSCREEN		1,990.60
	11/04/2024	INTERFLORA	BEREAVEMENT FLOWERS - 1X STAFF		129.00
	13/04/2024	THE GOOD GUYS	SUPPLY 1 X V10 CORDLESS VACUUM FOR SHIRE BUILDING		607.00
	24/04/2024	ADOBE PRO	CRC MONTHLY SUBSCRIPTION		247.14
		<b>CREDIT CARD HOLDER - DCEO</b>		-	550.93
	10/04/2024	ADOBE PRO	ADOBE PRO CRC SUBSCRIPTION X 2		175.98
	11/04/2024	IMAZING	IMAZING YEARLY SUBSCRIPTION FOR EXEC		168.54
	24/04/2024	SWOOP BUSINESS	INTERNET FOR SPORTS PAVILION 2 X INVOICES		148.00
	30/04/2024	WONGAN HILLS IGA	SHIRE MEETING REFRESHMENTS		58.41
		<b>CREDIT CARD HOLDER - MRS</b>		-	672.16
	09/04/2024	DUN DIRECT PTY LTD	PURCHASE 2 X BAGS OF ICE FOR HEALTH/BUILDING ROAD TRIP 09/04/2024		9.00
	20/04/2024	SEBEL HOTEL	CEMETERY CONFERENCE 18/19 APRIL		663.16

MUNICIPAL BANK	\$ 812,481.24
TRUST BANK	
<b>TOTAL</b>	<b>\$ 812,481.24</b>
RECOVERABLE	\$ 11,513.14
PART RECOVERABLE	\$ 45,222.14

## 9.2.2 FINANCIAL REPORTS FOR MAY 2024

<b>FILE REFERENCE:</b>	F1.4
<b>REPORT DATE:</b>	17 June 2024
<b>APPLICANT/PROPONENT:</b>	N/A
<b>OFFICER DISCLOSURE OF INTEREST:</b>	Nil
<b>PREVIOUS MEETING REFERENCES:</b>	Nil
<b>AUTHOR:</b>	Sam Dolzadelli – Chief Executive Officer
<b>ATTACHMENTS:</b>	01- Financial Reports 02- Financial Health Check

### PURPOSE OF REPORT:

The purpose of this report is to present to Council the Monthly Financial Report (containing the Statement of Financial Activity by Nature) for the month ended 31 May 2024. The Capital Works report has been incorporated into this. A monthly financial health check has been appended to the report to give an overview of how the Shire is tracking against some key financial indicators.

### BACKGROUND:

Under section 6.4(1) of the *Local Government Act 1995*, a local government is required to prepare an annual financial report for the proceeding financial year and such other financial reports as are prescribed. Part 4 of the *Local Government (Financial Management) Regulations 1996* prescribes the minimum contents of the Monthly Financial Report.

Below is the prescribed contents of the Monthly Financial Report.

### Regulation 34 - Statement of Financial Activity

- (1) A local government is to prepare each month a statement of financial activity reporting on the revenue and expenditure, as set out in the annual budget under regulation 22(1)(d), for the previous month (relevant month) in the following detail:
  - (a) annual budget estimates; and
  - (b) budget estimates to the end of the relevant month (YTD Budget); and
  - (c) actual amounts of expenditure, revenue and income to the end of the relevant month (YTD Actual); and
  - (d) material variances between the comparable amounts (YTD Actual – YTD Budget); and
  - (e) the net current assets at the end of the relevant month and a note containing a summary explaining the composition of net current assets.
  
- (2) Each statement of financial activity is to be accompanied by documents containing –
  - (a) (removed)
  - (b) an explanation of each of the material variances referred to in subregulation (1)(d); and
  - (c) such other supporting information as is considered relevant by the local government.

- (3) The information in a statement of financial activity must be shown according to nature classification.
- (4) A statement of financial activity, and the accompanying documents referred to in subregulation (2), are to be –
  - (a) Presented at an ordinary meeting of the council within 2 months after the end of the relevant month; and
  - (b) Recorded in the minutes of the meeting at which it is presented.
- (5) Each financial year, a local government is to adopt a percentage or value, calculated in accordance with the AAS, to be used in statements of financial activity for reporting material variances.

### **Regulation 35 – Statement of Financial Position**

- (1) A local government must prepare each month a statement of financial position showing the financial position of the local government as at the last day of the previous month (**the previous month**) and –
  - (a) The financial position of the local government as at the last day of the previous financial year; or
  - (b) If the previous month is June, the financial position of the local government as at the last day of the financial year before the previous financial year.
- (2) A statement of financial position must be –
  - (a) Presented at an ordinary meeting of the council within 2 months after the end of the previous month; and
  - (b) Recorded in the minutes of the meeting at which it is presented.

### **POLICY REQUIREMENTS:**

Council Policy 4.1 – Accounting

### **LEGISLATIVE REQUIREMENTS:**

- *Local Government Act 1995*
- *Local Government (Financial Management) Regulations 1996*

### **STRATEGIC IMPLICATIONS:**

There are no Strategic Implications relating to this item.

### **SUSTAINABILITY IMPLICATIONS:**

- **Environment**  
There are no known environmental impacts associated with this proposal.
- **Economic**  
There are no known economic impacts associated with this proposal.

➤ **Social**

There are no known social implications associated with this proposal.

**FINANCIAL IMPLICATIONS:**

Material variances are disclosed in the Statement of Financial Activity.

As part of the adopted 2023/24 Budget, Council adopted the following thresholds as levels of material variances for financial reporting.

In accordance with regulation 34 (5) of the Local Government (Financial Management) Regulations 1996, and AASB 1031 Materiality, the level to be used in statements of financial activity in 2023/24 for reporting material variances shall be:

- (a) 10% of the amended budget; or
- (b) \$10,000 of the amended budget.

whichever is greater. In addition, that the material variance limit be applied to total revenue and expenditure for each nature classification and capital income and expenditure in the Statement of Financial Activity.

The financial reports for the period ending 31 May 2024 are attached to the Council Agenda.

**COMMENT:**

This report presents the Statement of Financial Activity by nature or type for the period ended 31 May 2024.

The following is a summary of the headline numbers from the attached report, and explanations for variances is provided in note 1 of the report.

	<b>Original Budget</b>	<b>YTD Budget</b>	<b>YTD Actuals – May 2024</b>
<b>Opening Surplus</b>	<b>2,713,397</b>	<b>2,744,736</b>	<b>2,744,736</b>
Cash Operating Revenue	4,818,635	4,932,144	4,927,021
Profit on asset disposals	15,280	15,280	24,396
Cash Operating Expenditure	(5,365,706)	(5,485,613)	(4,784,831)
Depreciation	(3,656,297)	(7,771,258)	(7,771,685)
Loss on asset disposals	(35,273)	(35,273)	(12,914)
Capital Expenditure	(8,881,056)	(4,501,622)	(4,126,326)
Capital Income	5,114,395	2,730,103	2,194,415
Financing Activities	1,600,335	1,288,597	1,114,751
Non-cash items (excluded)	3,676,290	7,191,251	7,760,203
<b>Closing Surplus/(Deficit)</b>	<b>0</b>	<b>1,708,345</b>	<b>2,069,766</b>

**Rates**

Rates notices were issued with an effective issuance date of 7 August 2023. As at 31 May 2024, the Shire had receipted \$3,725,435 in rates, ESL and rubbish charges. Due date for payment in full, or first instalment was 11 September 2023. As at 31 May 2024, the gross amount of rates, ESL and rubbish

charges outstanding (including arrears, legal charges and interest) is **\$164,586** and of this amount \$37,346 is made up of deferred pensioner rates. Total outstanding equates to 4.30% of the brought forward arrears and current year billing.

Final notices were issued on 18 September, giving ratepayers 14 days to pay any amount outstanding if they were not paying by instalments. Any ratepayers who still had not made payment were issued with a final demand on 13 October, with payment terms of 7 days. On the 25<sup>th</sup> of October any unpaid accounts were sent to the Shire's external debt recovery agent. The total amount owing that is being recovered through the agent as at 31 May 2024 is \$20,531.

### **Capital Works**

As at 31 May 2024 the Shire has incurred \$4,126,326 in actual expenditure on capital works projects against a current budget of \$8,597,488 representing 48% of the budgeted works.

### **Depreciation**

There is a significant increase in the annual depreciation expense due to the revaluation of infrastructure assets at 30 June 2023. The fair value of roads increased by 194% and the depreciation rates increased by approximately 500%. The fair value of drainage assets increased by 165% and depreciation rates increased by approximately 145%. Depreciation is a non-cash expense, meaning there is no impact on the Shire's funding position.

**VOTING REQUIREMENTS:** Simple Majority.

**ABSOLUTE MAJORITY REQUIRED:** No.

**MOVED: Cr COAD**

**SECONDED: Cr GIEDRAITIS**

That Council:

1. Receives the Monthly Financial Report (containing the Statement of Financial Activity by nature classification) and Statement of Financial Position for the month ended 31 May 2024, as presented as attachment 1 to this report.
2. Notes the unrestricted municipal surplus of \$2,069,766 for the month ended 31 May 2024.
3. Receives the Monthly Financial Health Check as presented as attachment 2 to this report.

**CARRIED: 7/0**

**RESOLUTION: 080424**

**For:**

Cr M Stephenson  
Cr D Coad  
Cr S Boekeman  
Cr G Chambon  
Cr E Giedraitis  
Cr M Sewell  
Cr S Starcevich

**Against:**



## **SHIRE OF WONGAN-BALLIDU**

### **MONTHLY FINANCIAL REPORT**

**31/05/2024**

#### **CONTENTS**

- 01) Statement of Financial Activity
- 02) Statement of Financial Position
- 03) Variance Reporting
- 04) Net Current Assets
- 05) Asset Disposals
- 06) Loans
- 07) Reserves
- 08) Capital Works Program
- 09) Investments
- 10) Bank Reconciliation
- 11) Rates & Sundry Debtors Outstanding



**SHIRE OF WONGAN-BALLIDU**  
**STATEMENT OF FINANCIAL ACTIVITY BY NATURE FOR 31 MAY 2024**

	Adopted Budget 2023-2024	Current Budget 2023-2024	YTD Budget	YTD Actual	Variance Over or Under	10%
<b>Opening Funding Surplus/(Deficit)</b>	<b>2,713,397</b>	<b>2,744,736</b>	<b>2,744,736</b>	<b>2,744,736</b>		
<b>INCOME</b>						
Rates	3,391,941	3,405,941	3,404,767	3,405,437	(0.0%)	✓
Operating grants, subsidies and contributions	491,067	615,214	593,859	573,584	3.4%	✓
Fees and charges	684,397	635,697	601,406	594,075	1.2%	✓
Other Revenue	108,050	144,218	132,132	135,226	(2.3%)	✓
Interest	143,180	218,180	199,980	218,699	(9.4%)	✓
Profit on Asset Disposals	15,280	15,280	15,280	24,396	(59.7%)	✗
<b>a: TOTAL INCOME</b>	<b>4,833,915</b>	<b>5,034,530</b>	<b>4,947,424</b>	<b>4,951,417</b>		
<b>OPERATING EXPENSES</b>						
Employee Costs	(2,716,739)	(2,853,103)	(2,618,278)	(2,290,623)	12.5%	✗
Materials & Contracts	(1,530,009)	(2,093,078)	(1,824,966)	(1,409,009)	22.8%	✗
Utility charges	(394,853)	(358,375)	(327,822)	(395,578)	(20.7%)	✗
Interest	(43,600)	(43,600)	(34,650)	(33,334)	3.8%	✓
Insurance	(290,861)	(304,527)	(304,483)	(313,875)	(3.1%)	✓
Other General	(389,644)	(401,649)	(375,414)	(342,412)	8.8%	✓
Loss on Asset Disposals	(35,273)	(35,273)	(35,273)	(12,914)	63.4%	✗
Depreciation	(3,656,297)	(8,477,952)	(7,771,258)	(7,771,685)	(0.0%)	✓
<b>b: TOTAL OPERATING EXPENSES</b>	<b>(9,057,276)</b>	<b>(14,567,557)</b>	<b>(13,292,144)</b>	<b>(12,569,430)</b>		
<b>Operating activities excluded from budget</b>						
Add back Depreciation	3,656,297	8,477,952	7,771,258	7,771,685		
Adjust (Profit)/Loss on Asset Disposal	19,993	19,993	19,993	(11,482)		
	<b>3,676,290</b>	<b>8,497,945</b>	<b>7,791,251</b>	<b>7,760,203</b>		
<b>Amount attributable to operating activities</b>	<b>(547,071)</b>	<b>(1,035,082)</b>	<b>(553,469)</b>	<b>142,190</b>		
<b>INVESTING ACTIVITIES</b>						
Non-Operating grants, subsidies and contributions	4,866,395	4,945,506	2,596,103	2,058,866	20.7%	✗
Proceeds from disposal of motor vehicles and P&E	248,000	248,000	134,000	135,549	(1.2%)	✓
<b>TOTAL CAPITAL INCOME</b>	<b>5,114,395</b>	<b>5,193,506</b>	<b>2,730,103</b>	<b>2,194,415</b>		
Capex - Land & Buildings	(1,923,572)	(3,600,139)	(357,209)	(165,386)	53.7%	✗
Capex - Furniture & Equipment	(96,060)	(115,829)	(113,911)	(52,131)	54.2%	✗
Capex - Intangible Assets	(100,000)	0	0	0	0.0%	✓
Capex - Motor Vehicles	(156,000)	(182,728)	(60,000)	(57,339)	4.4%	✓
Capex - Plant	(1,090,546)	(1,182,098)	(726,265)	(637,390)	12.2%	✗
Capex - Infrastructure - Roads	(5,058,724)	(3,019,695)	(2,828,568)	(2,923,360)	(3.4%)	✓
Capex - Infrastructure - Footpaths	(174,665)	(174,665)	(132,621)	(94,912)	28.4%	✗
Capex - Infrastructure - Other	(281,489)	(322,424)	(283,048)	(195,808)	30.8%	✗
<b>TOTAL CAPITAL EXPENDITURE</b>	<b>(8,881,056)</b>	<b>(8,597,578)</b>	<b>(4,501,622)</b>	<b>(4,126,326)</b>		
<b>Amount attributable to investing activities</b>	<b>(3,766,661)</b>	<b>(3,404,072)</b>	<b>(1,771,519)</b>	<b>(1,931,911)</b>		
<b>FINANCING ACTIVITIES</b>						
Transfer from reserves	1,840,346	1,890,346	1,440,346	1,341,800	6.8%	✓
Transfer to reserves	(893,129)	(841,442)	(77,913)	(152,515)	(95.8%)	✗
Lease liabilities principal repayments	(8,882)	(8,882)	(8,140)	(8,652)	(6.3%)	✓
Proceeds on new borrowings	750,000	750,000	0	0	0.0%	✓
Loan principal repayment	(106,400)	(106,400)	(84,096)	(84,427)	(0.4%)	✓
SSL Principal Reimbursements	18,400	18,400	18,400	18,545	(0.8%)	✓
<b>Amount attributable to financing activities</b>	<b>1,600,335</b>	<b>1,702,022</b>	<b>1,288,597</b>	<b>1,114,751</b>		
<b>CLOSING SURPLUS / (DEFICIT)</b>	<b>0</b>	<b>7,604</b>	<b>1,708,345</b>	<b>2,069,766</b>		
** This sheet illustrates the variance analysis. For variance explanation refer to applicable note.			<b>Key</b>	Within budget tolerance of 10%	✓	
				Over budget tolerance of 10%	✗	
				Under budget tolerance of 10%	⊕	

**SHIRE OF WONGAN-BALLIDU**  
**STATEMENT OF FINANCIAL POSITION**  
**31/05/2024**

	31 May 2024	2023
<b>CURRENT ASSETS</b>		
Cash and cash equivalents	6,007,941	7,135,083
Trade and other receivables	150,099	977,420
Other financial assets	(145)	18,400
Inventories	38,991	12,918
Other assets	29,634	87,588
Assets classified as held for sale	-	21,155
<b>TOTAL CURRENT ASSETS</b>	<b>6,226,520</b>	<b>8,252,564</b>
<b>NON-CURRENT ASSETS</b>		
Trade and other receivables	37,346	37,346
Other financial assets	291,802	291,802
Inventories	15,236	15,236
Property, plant and equipment	32,696,796	33,266,272
Infrastructure	219,372,191	222,570,816
Right-of-use assets	26,280	26,278
<b>TOTAL NON-CURRENT ASSETS</b>	<b>252,439,651</b>	<b>256,207,750</b>
<b>TOTAL ASSETS</b>	<b>258,666,171</b>	<b>264,460,314</b>
<b>CURRENT LIABILITIES</b>		
Trade and other payables	336,106	542,301
Other liabilities	857,677	783,471
Lease liabilities	(1,914)	6,738
Borrowings	21,558	105,986
Employee related provisions	397,786	409,042
<b>TOTAL CURRENT LIABILITIES</b>	<b>1,611,213</b>	<b>1,847,538</b>
<b>NON-CURRENT LIABILITIES</b>		
Lease liabilities	18,840	18,840
Borrowings	1,808,674	1,808,674
Employee related provisions	56,384	56,384
<b>TOTAL NON-CURRENT LIABILITIES</b>	<b>1,883,898</b>	<b>1,883,898</b>
<b>TOTAL LIABILITIES</b>	<b>3,495,111</b>	<b>3,731,436</b>
<b>NET ASSETS</b>	<b>255,171,060</b>	<b>260,728,878</b>
<b>EQUITY</b>		
Retained surplus	62,957,801	67,326,335
Reserve accounts	2,607,170	3,796,456
Revaluation surplus	189,606,089	189,606,087
<b>TOTAL EQUITY</b>	<b>255,171,060</b>	<b>260,728,878</b>

**Shire of Wongan-Ballidu**  
**Variance Report 31 May 2024**

The Local Government (Financial Management) Regulations 1996 require that financial statements are presented monthly to council. Council has adopted 10% as its threshold for line items on the Statement of Financial Activity by nature shown on page 1. This report uses a traffic light system to flag those items that are within tolerance and others that fall out of the range. Variances are calculated using a comparison of year to date actual against year to date budget. It needs also to be noted that the early months of the financial year are a period when variance percentages are volatile and extremely sensitive to small movements in actual income and expenditure.

Code	Variance Actual to YTD Budget	Variance reason	Report Section	Comments
<b>Operating Income</b>				
✓	670	Within Threshold	Rates	Within Council variance reporting threshold.
✓	(20,275)	Within Threshold	Operating grants, subsidies and contributions	Within Council variance reporting threshold.
✓	(7,331)	Within Threshold	Fees and charges	Within Council variance reporting threshold.
✓	3,094	Within Threshold	Other Revenue	Within Council variance reporting threshold.
✓	18,719	Within Threshold	Interest	Within Council variance reporting threshold.
✗	9,116	Timing	Profit on Asset Disposals	Timing of asset disposals.
<b>Operating Expenditure</b>				
✗	327,655	Timing	Employee Costs	Favourable - Timing variance and EOFY leave provision accruals to be processed for June.
✗	415,957	Timing	Materials & Contracts	Favourable - Due to underspend YTD on various operating, maintenance and special maintenance materials and contracts. Will align closer at 30 June and there will be carryovers.
✗	(67,756)	Timing	Utility charges	Unfavourable - Standpipe water consumption \$46k over year to date budget. This is recouped through funding and water charges to contractors.
✓	1,316	Within Threshold	Interest	Within Council variance reporting threshold.
✓	(9,392)	Within Threshold	Insurance	Within Council variance reporting threshold.
✓	33,002	Within Threshold	Other General	Within Council variance reporting threshold.
✗	22,359	Timing	Loss on Asset Disposals	Timing of asset disposals.
✓	(427)	Within Threshold	Depreciation	Within Council variance reporting threshold.
<b>Investing</b>				
✗	(537,237)	Timing	Non-Operating grants, subsidies and contributions	Timing of income recognition, will be aligned closer for 30 June.
✓	1,549	Within Threshold	Proceeds from disposal of motor vehicles and P&E	Within Council variance reporting threshold.
✗	191,823	Timing	Capex - Land & Buildings	See Capital Works Report.
✗	61,780	Timing	Capex - Furniture & Equipment	See Capital Works Report.
✓	0	Within Threshold	Capex - Intangible Assets	See Capital Works Report.
✓	2,661	Within Threshold	Capex - Motor Vehicles	See Capital Works Report.
✗	88,875	Timing	Capex - Plant	See Capital Works Report.
✓	(94,792)	Within Threshold	Capex - Infrastructure - Roads	See Capital Works Report.
✗	37,709	Timing	Capex - Infrastructure - Footpaths	See Capital Works Report.
✗	87,240	Timing	Capex - Infrastructure - Other	See Capital Works Report.
<b>Financing</b>				
✓	(98,546)	Within Threshold	Transfer from reserves	Within Council variance reporting threshold.
✗	(74,602)	Timing	Transfer to reserves	Favourable - Timing due to interest earned.
✓	(512)	Within Threshold	Lease liabilities principal repayments	Within Council variance reporting threshold.
✓	(331)	Within Threshold	Loan principal repayment	Within Council variance reporting threshold.
✓	145	Within Threshold	SSL Principal Reimbursements	Within Council variance reporting threshold.

**SHIRE OF WONGAN-BALLIDU**  
**NOTES TO THE STATEMENT OF FINANCIAL ACTIVITY**  
**For the Period Ended 31 May 2024**

**NET CURRENT ASSETS**

	Positive=Surplus (Negative=Deficit)		
	Budget	Actual	Current
	Last Years Closing 30 June 2023	Last Years Closing 30 June 2023	31 May 2024
	\$		\$
<b>Current Assets</b>			
Cash Unrestricted	3,338,628	3,338,628	3,400,770
Cash Restricted - Reserves	3,796,456	3,796,456	2,607,170
Receivables - Rates	86,580	88,209	105,867
Receivables - Other	977,638	976,799	40,702
Receivables - ATO	0	967	33,163
Inventories	28,151	34,072	38,991
Financial assets	18,400	18,400	(145)
	8,245,853	8,253,531	6,226,518
<b>Less: Current Liabilities</b>			
Payables	(448,020)	(429,817)	(231,412)
Payables - ATO	(118,837)	(113,378)	(104,694)
Contract Liabilities - Unspent grants	(783,471)	(783,471)	(857,677)
Employee provisions	(409,042)	(409,043)	(397,786)
Lease liabilities	(8,882)	(6,738)	1,914
Long term borrowings	(106,400)	(105,986)	(21,558)
	(1,874,652)	(1,848,433)	(1,611,213)
<b>Net Current Assets</b>	6,371,201	6,405,098	4,615,305
<b>Adjustments to Net Current Assets</b>			
Less: Restricted Cash - Reserves	(3,796,456)	(3,796,456)	(2,607,170)
Less: Current self-supporting loans receivable	(18,400)	(18,400)	145
Less: Trust Interfund Transfer Account	(72)	(72)	0
Add: Liabilities funded by restricted cash	41,842	41,842	41,842
Add: Current portion of borrowings	106,400	105,986	21,558
Add: Current portion of lease liabilities	8,882	6,738	(1,914)
	(3,657,804)	(3,660,362)	(2,545,539)
<b>Net Current Assets used in the Statement of Financial Activity</b>	<b>2,713,397</b>	<b>2,744,736</b>	<b>2,069,766</b>

**SHIRE OF WONGAN-BALLIDU**  
**ANALYSIS OF DISPOSED ASSETS AS AT 31 MAY 2024**

Asset No	Budget Net Book Value	Current Budget Sale Proceeds	Budget (Profit) / Loss	Actual Net Book Value	Actual Sale Proceeds	Actual (Profit) / Loss
<b>Land &amp; Buildings</b>						
		-	-			-
<b>Motor Vehicles</b>						
Ford Ranger (Works Supervisor)	22,750	30,000	(7,250)	14,625	27,273	(12,648)
Iveco Patient Transfer Bus	3,270	6,000	(2,730)			-
<b>Plant &amp; Equipment</b>						
Mack Truck (PTK33)	93,223	85,000	8,223	84,000	94,880	(10,880)
Mack Truck (PTK34)	91,000	85,000	6,000			
Free Roll Attachment (Mtce)	16,000	4,000	12,000	15,416	2,502	12,914
Dual Tip Pig Trailer (PTRL20)	9,700	15,000	(5,300)	8,702	9,570	(868)
Dual Tip Pig Trailer (PTRL23)	19,800	15,000	4,800			-
Gang Mower (PMOW8)	12,250	8,000	4,250			-
Various obsolete equipment				-	1,324	-
<b>TOTAL</b>	<b>267,993</b>	<b>248,000</b>	<b>19,993</b>	<b>122,743</b>	<b>135,549</b>	<b>(11,482)</b>
<b>By Program</b>						
<b>Recreation &amp; Culture</b>						
Gang Mower (PMOW8)	12,250	8,000	4,250			-
<b>Transport</b>						
Mack Truck (PTK33)	93,223	85,000	8,223	84,000	94,880	(10,880)
Mack Truck (PTK34)	91,000	85,000	6,000			
Free Roll Attachment (Mtce)	16,000	4,000	12,000	15,416	2,502	12,914
<b>Other Property &amp; Services</b>						
Ford Ranger (Works Supervisor)	22,750	30,000	(7,250)	14,625	27,273	(12,648)
Dual Tip Pig Trailer (PTRL20)	9,700	15,000	(5,300)	8,702	9,570	(868)
Dual Tip Pig Trailer (PTRL23)	19,800	15,000	4,800			-
Iveco Patient Transfer Bus	3,270	6,000	(2,730)			-
Various obsolete equipment	-	-	-		1,324	-
<b>TOTAL</b>	<b>267,993</b>	<b>248,000</b>	<b>19,993</b>	<b>122,743</b>	<b>135,549</b>	<b>(11,482)</b>
<b>Motor Vehicle and Plant &amp; Equipment Change Over</b>						
	Current Budget Purchase Price	Current Budget Sale	Current Change-Over Budget	Actual Purchase	Actual Sale	Change-Over
<b>Motor Vehicles</b>						
Ford Ranger (Works Supervisor)	60,000	30,000	30,000	57,339	27,273	30,066
Iveco Patient Transfer Bus for new bus	96,000	6,000	90,000			-
<b>Sub-total</b>	<b>156,000</b>	<b>36,000</b>	<b>120,000</b>			<b>30,066</b>
<b>Plant &amp; Equipment</b>						
Mack Truck (PTK33) for new truck	309,546	85,000	224,546	310,021	94,880	215,141
Mack Truck (PTK34) for new truck	315,000	85,000	230,000			-
Semi-water tanker (PTRL26)	160,000	-	160,000	153,328	-	153,328
Free Roll Attachment (Mtce)	75,000	4,000	71,000	67,445	2,502	64,943
Dual Tip Pig Trailer (PTRL20)	75,500	15,000	60,500	75,500	9,570	65,930
Dual Tip Pig Trailer (PTRL23)	75,500	15,000	60,500			-
Gang Mower (PMOW8)	40,000	8,000	32,000			-
Sundry Plant & Equipment	40,000	-	40,000	31,095		31,095
<b>Sub-total</b>	<b>1,090,546</b>	<b>212,000</b>	<b>878,546</b>			<b>530,437</b>
<b>TOTAL</b>	<b>1,246,546</b>	<b>248,000</b>	<b>998,546</b>	-	-	<b>560,503</b>

**SHIRE OF WONGAN - BALLIDU  
BORROWINGS AS AT 31 MAY 2024**

Existing Loans \* Denotes (SSL) Self Supporting Loan

Loan No.	Particulars	Recipient	Maturity Date	Proposed Borrowings	Amount Borrowed	Loan Principal Paid in May 24	Accrued Int. Due	YTD Interest Paid	Loan Balance @ 30 June 2023	Principal Repayments YTD	Loan Balance @ 31 May 24
151A	Aged Persons	Ninan House*	Oct-2032		300,000	(9,442)	-	(7,435)	208,341	(18,714)	189,627
152	Co-Location Construction	Shire	Dec-2039		2,000,000	-	-	(25,899)	1,706,319	(65,713)	1,640,606
TBA	Volunteer BFB Fire Shed	Shire	-	750,000	-	-	-	-	-	-	-
<b>TOTAL EXISTING LOANS</b>				<b>750,000</b>	<b>2,300,000</b>	<b>(9,442)</b>	<b>-</b>	<b>(33,334)</b>	<b>1,914,660</b>	<b>(84,427)</b>	<b>1,830,233</b>

Shire Loan Summary  
Self Supporting Loan Summary

-	2,000,000	-	-	(25,899)	1,706,319	(65,713)	1,640,606
750,000	300,000				208,341	(18,714)	189,627

Current loan liability  
Non current liability  
Total Loan Liability

Loan Balance @ 31 May 24	SSL	Shire	Total
(84,193)	(18,400)	(65,793)	(84,193)
(1,746,040)	(171,227)	(1,574,813)	(1,746,040)
<b>(1,830,233)</b>	<b>(189,627)</b>	<b>(1,640,606)</b>	<b>(1,830,233)</b>





**SHIRE OF WONGAN - BALLIDU  
ANALYSIS OF RESERVE ACCOUNTS AS AT 31 MAY 2024**

Reserve Description	GL Acct.	ADOPTED FULL YEAR'S BUDGET						CURRENT FULL YEAR'S BUDGET				ACTUAL YTD AT 31 MAY 2024			
		Budget Opening Balance	Actual Opening Balance	Interest Earned	Transfer to Reserve	Transfer from Reserve	EOY Balance	Transfer in / Interest	Transfer to Reserve	Transfer from Reserve	EOY Balance	Interest Earned	Transfer to Reserve	Transfer from Reserve	Actual Balance
Long Service Leave Reserve	01935	41,842	41,842	-	-	-	41,842	-	-	-	41,842	-	-	-	41,842
Community Resource Centre Reserve	01989	27,923	27,923	-	-	(15,000)	12,923	-	-	(15,000)	12,923	-	-	(15,000)	12,923
Depot Improvement Reserve	01940	10,572	10,572	-	-	-	10,572	-	-	-	10,572	-	-	-	10,572
Historical Publications Reserve	01965	7,126	7,126	-	-	-	7,126	-	-	-	7,126	-	-	-	7,126
Housing Reserve	01955	380,844	380,844	-	-	(200,000)	180,844	-	-	(200,000)	180,844	-	-	-	380,844
Special Projects Reserve	01975	889,102	889,102	85,000	291,670	(250,000)	930,772	85,000	260,522	(300,000)	849,624	152,515	152,515	(50,000)	991,617
Patterson Street JV Housing Reserve	01988	59,357	59,357	-	5,000	-	64,357	-	5,000	-	64,357	-	-	-	59,357
Plant Reserve	01945	1,267,997	1,267,997	-	586,459	(998,546)	855,910	-	565,920	(998,546)	835,371	-	-	(900,000)	367,996
Quinlan Street JV Housing Reserve	01987	59,915	59,915	-	5,000	-	64,915	-	5,000	-	64,915	-	-	-	59,915
Stickland JV Housing Reserve	01986	63,582	63,582	-	5,000	-	68,582	-	5,000	-	68,582	-	-	-	63,582
Swimming Pool Reserve	01970	343,188	343,188	-	-	(120,000)	223,188	-	-	(120,000)	223,188	-	-	(120,000)	223,188
Waste Management Reserve	01920	60,366	60,366	-	-	-	60,366	-	-	-	60,366	-	-	-	60,366
Sporting Co-Location Reserve	01990	237,160	237,160	-	-	(103,800)	133,360	-	-	(103,800)	133,360	-	-	(103,800)	133,360
Building Asset Management Reserve	01993	347,482	347,482	-	-	(153,000)	194,482	-	-	(153,000)	194,482	-	-	(153,000)	194,482
<b>TOTALS</b>		<b>3,796,456</b>	<b>3,796,456</b>	<b>85,000</b>	<b>893,129</b>	<b>(1,840,346)</b>	<b>2,849,239</b>	<b>85,000</b>	<b>841,442</b>	<b>(1,890,346)</b>	<b>2,747,552</b>	<b>152,515</b>	<b>152,515</b>	<b>(1,341,800)</b>	<b>2,607,170</b>

SHIRE OF WONGAN-BALLIDU - CAPITAL WORKS REPORT - 31 MAY 2024

COA	Description	Original Budget	Current Budget	YTD Budget	YTD Actual	Order Value	Total Actual	Variance	Indicator	Completion %	Asset Class
04252	Computer Software (F&E) - CAPEX	\$100,000.00	\$0.00	\$0.00	\$0.00	\$20,872.50	\$20,872.50	\$0.00			Intangible Assets
04253	Computer Hardware (F&E)- CAPEX	\$13,640.00	\$13,640.00	\$12,496.00	\$15,674.64	\$0.00	\$15,674.64	-\$2,034.64		115%	Furniture & Equipment
04263	Capex - Chambers ICT Upgrade (F&E)	\$45,000.00	\$63,000.00	\$63,000.00	\$0.00	\$64,194.50	\$64,194.50	\$63,000.00		0%	Furniture & Equipment
05232	Capex - Ninan/Hinds BFB Fire Shed	\$750,000.00	\$750,000.00	\$0.00	\$0.00	\$0.00	\$0.00	\$750,000.00		0%	Land & Buildings
06010	Cadoux Rec Centre (Buildings) - CAPEX	\$7,500.00	\$10,901.00	\$9,988.00	\$10,900.91	\$0.00	\$10,900.91	\$0.09		100%	Land & Buildings
06408	Community Bus (MV) - CAPEX	\$96,000.00	\$122,728.00	\$0.00	\$0.00	\$122,727.27	\$122,727.27	\$122,728.00		0%	Motor Vehicles
06415	CRC Capital Expense (Buildings) - CAPEX	\$28,121.00	\$28,121.00	\$25,773.00	\$0.00	\$0.00	\$0.00	\$28,121.00		0%	Land & Buildings
07628	Medical Centre Furniture & Equipment (F&E)- CAPEX	\$30,000.00	\$30,000.00	\$30,000.00	\$27,268.00	\$0.00	\$27,268.00	\$2,732.00		91%	Furniture & Equipment
07632	Capex - Medical Centre Generator	\$0.00	\$45,000.00	\$0.00	\$0.00	\$0.00	\$0.00	\$45,000.00		0%	Plant & Equipment
09061	8 Ellis Street (Buildings)- CAPEX	\$0.00	\$8,000.00	\$7,326.00	\$6,470.00	\$0.00	\$6,470.00	\$1,530.00		81%	Land & Buildings
09066	16 Moore Street (Buildings)- CAPEX	\$20,561.00	\$20,561.00	\$18,832.00	\$0.00	\$0.00	\$0.00	\$20,561.00		0%	Land & Buildings
09085	Capex - Staff Housing - Stickland St and Shields Crescent (LRCIP)	\$0.00	\$1,634,250.00	\$0.00	\$50,969.01	\$0.00	\$50,969.01	\$1,583,280.99		3%	Land & Buildings
10808	Cemetery WH Capex (Infras Other) - CAPEX	\$14,500.00	\$14,500.00	\$13,288.00	\$0.00	\$0.00	\$0.00	\$14,500.00		0%	Infrastructure - Other
10815	Community Park Toilets (Buildings)- CAPEX	\$10,113.00	\$10,113.00	\$9,251.00	\$0.00	\$0.00	\$0.00	\$10,113.00		0%	Land & Buildings
10830	Railway Centre Toilets (Buildings)- CAPEX	\$240,000.00	\$240,000.00	\$0.00	\$0.00	\$0.00	\$0.00	\$240,000.00		0%	Land & Buildings
11023	Ballidu Hall (Buildings)- CAPEX	\$153,364.00	\$153,364.00	\$3,080.00	\$0.00	\$0.00	\$0.00	\$153,364.00		0%	Land & Buildings
11030	Community Park WH (Infras Other)- CAPEX	\$23,540.00	\$32,605.00	\$29,887.00	\$21,035.00	\$11,570.00	\$32,605.00	\$11,570.00		65%	Infrastructure - Other
11034	Federation Park (Cadoux) - Capex	\$20,337.00	\$20,337.00	\$18,623.00	\$0.00	\$0.00	\$0.00	\$20,337.00		0%	Land & Buildings
11210	WH Swimming Pool (Infrastructure Other) - CAPEX	\$120,000.00	\$120,000.00	\$110,000.00	\$72,567.53	\$0.00	\$72,567.53	\$47,432.47		60%	Infrastructure - Other
11470	Gang Mower (P&E) - CAPEX	\$40,000.00	\$40,000.00	\$0.00	\$0.00	\$31,818.18	\$31,818.18	\$40,000.00		0%	Plant & Equipment
11477	Mocardy Dam (Infras Other)- CAPEX	\$0.00	\$50,000.00	\$50,000.00	\$28,682.62	\$0.00	\$28,682.62	\$21,317.38		57%	Infrastructure - Other
11610	Radio & Television Tower (Buildings) - CAPEX	\$58,906.00	\$58,906.00	\$53,988.00	\$16,679.11	\$0.00	\$16,679.11	\$42,226.89		28%	Land & Buildings
11620	W.H. Recreation Complex (Buildings) - CAPEX	\$106,211.00	\$132,411.00	\$121,363.00	\$43,552.78	\$40,913.00	\$84,465.78	\$88,858.22		33%	Land & Buildings
11621	Ballidu Sports Complex (Buildings) - CAPEX	\$9,800.00	\$9,800.00	\$8,976.00	\$0.00	\$0.00	\$0.00	\$9,800.00		0%	Land & Buildings
11622	Economic Stimulus Project	\$40,000.00	\$40,000.00	\$20,000.00	\$8,203.44	\$181.82	\$8,385.26	\$31,796.56		21%	Infrastructure - Other
11815	Capex - WH Pavilion Generator	\$0.00	\$45,000.00	\$0.00	\$0.00	\$0.00	\$0.00	\$45,000.00		0%	Plant & Equipment
12080	Depot Bldg. Capital (Buildings) - CAPEX	\$26,192.00	\$31,692.00	\$29,040.00	\$28,480.40	\$0.00	\$28,480.40	\$3,211.60		90%	Land & Buildings
12610	Trucks - CAPEX	\$624,546.00	\$633,653.00	\$316,781.50	\$310,021.47	\$323,016.12	\$633,037.59	\$323,631.53		49%	Plant & Equipment
12629	Sundry Plant and Equipment (CAPEX)	\$40,000.00	\$40,000.00	\$36,663.00	\$31,095.30	\$6,818.75	\$37,914.05	\$8,904.70		78%	Plant & Equipment
12631	Dual Pig Trailer- P & E (CAPEX)	\$151,000.00	\$151,000.00	\$151,000.00	\$75,500.00	\$0.00	\$75,500.00	\$75,500.00		50%	Plant & Equipment
12633	Free Roll Attachment (Capex)	\$75,000.00	\$67,445.00	\$61,820.00	\$67,445.00	\$0.00	\$67,445.00	\$0.00		100%	Plant & Equipment
12634	Capex - Water Tankers	\$160,000.00	\$160,000.00	\$160,000.00	\$153,328.42	\$0.00	\$153,328.42	\$6,671.58		96%	Plant & Equipment
13610	Museum - CAPEX	\$43,724.00	\$43,724.00	\$43,698.00	\$488.32	\$0.00	\$488.32	\$43,235.68		1%	Land & Buildings
14411	Works Co-Ordinator Utility (Motor Vehicles) - CAPEX	\$60,000.00	\$60,000.00	\$60,000.00	\$57,338.82	\$0.00	\$57,338.82	\$2,661.18		96%	Motor Vehicles
14414	14 Ellis Street - CAPEX	\$8,630.00	\$7,846.00	\$7,183.00	\$7,845.45	\$0.00	\$7,845.45	\$0.55		100%	Land & Buildings
14841	Purchase of Old School Oval (CAPEX)	\$200,000.00	\$200,000.00	\$0.00	\$0.00	\$0.00	\$0.00	\$200,000.00		0%	Land & Buildings
14866	Capex - Purchase of land & buildings for development	\$200,000.00	\$200,000.00	\$0.00	\$0.00	\$29,774.59	\$29,774.59	\$200,000.00		0%	Land & Buildings
14885	Lot 162 Danubin St - CAPEX	\$40,113.00	\$40,113.00	\$88.00	\$0.00	\$0.00	\$0.00	\$40,113.00		0%	Land & Buildings
14932	Gravel Pits - Capex	\$83,449.00	\$65,319.00	\$59,873.00	\$65,319.00	\$0.00	\$65,319.00	\$0.00		100%	Infrastructure - Other
40100	CRC Capital Expenditure Furniture & Equipment - CAPEX	\$7,420.00	\$9,189.00	\$8,415.00	\$9,188.32	\$0.00	\$9,188.32	\$0.68		100%	Furniture & Equipment
AROAD	RRG Funded Capital Roadworks (Infras Roads)	\$1,074,795.00	\$1,163,119.00	\$1,066,010.00	\$1,127,807.64	\$54.00	\$1,127,861.64	\$35,311.36		97%	Infrastructure - Roads
BROAD	R2R Funded Capital Roadworks (Infras Roads)	\$769,341.00	\$774,822.00	\$710,050.00	\$688,845.70	\$3,310.20	\$692,155.90	\$85,976.30		89%	Infrastructure - Roads
DROAD	Own Funded Capital Footpaths (Infras footpaths)	\$174,665.00	\$174,665.00	\$132,621.00	\$94,912.26	\$36,363.64	\$131,275.90	\$79,752.74		54%	Infrastructure - Footpaths
EROAD	Own Funded Capital Roadworks (Infras Roads).	\$314,014.00	\$332,879.00	\$305,063.00	\$230,067.41	\$0.00	\$230,067.41	\$102,811.59		69%	Infrastructure - Roads
GROAD	Wheatbelt Secondary Freight Network Roadworks (Infra Roads)	\$2,900,574.00	\$748,875.00	\$747,445.00	\$876,639.39	\$41,303.13	\$917,942.52	-\$127,764.39		117%	Infrastructure - Roads
		<b>\$8,881,056.00</b>	<b>\$8,597,578.00</b>	<b>\$4,501,621.50</b>	<b>\$4,126,325.94</b>	<b>\$732,917.70</b>	<b>\$4,859,243.64</b>	<b>\$4,471,252.06</b>		48%	

Asset Class	Original Budget	Current Budget	YTD Budget	YTD Actual	PO	Total Actual	Variance	Indicator	Completion %
Land & Buildings	\$1,923,572	\$3,600,139	\$357,209	\$165,386	\$70,688	\$236,074	\$3,434,753		5%
Furniture & Equipment	\$96,060	\$115,829	\$113,911	\$52,131	\$64,195	\$116,325	\$63,698		45%
Intangible Assets	\$100,000	\$0	\$0	\$0	\$20,873	\$20,873	\$0		
Motor Vehicles	\$156,000	\$182,728	\$60,000	\$57,339	\$122,727	\$180,066	\$125,389		31%
Plant & Equipment	\$1,090,546	\$1,182,098	\$726,265	\$637,390	\$361,653	\$999,043	\$544,708		54%
Infrastructure - Roads	\$5,058,724	\$3,019,695	\$2,828,568	\$2,923,360	\$44,667	\$2,968,027	\$96,335		97%
Infrastructure - Footpaths	\$174,665	\$174,665	\$132,621	\$94,912	\$36,364	\$131,276	\$79,753		54%
Infrastructure - Other	\$281,489	\$322,424	\$283,048	\$195,808	\$11,752	\$207,559	\$126,616		61%
	<b>\$8,881,056.00</b>	<b>\$8,597,578.00</b>	<b>\$4,501,621.50</b>	<b>\$4,126,325.94</b>	<b>\$732,917.70</b>	<b>\$4,859,243.64</b>	<b>\$4,471,252.06</b>		48%

Total Actual < Current Budget	
No Current Budget	
No YTD Actual	
Total Actual > Current Budget	



SHIRE OF WONGAN - BALLIDU  
INVESTMENT REPORT FOR 31 MAY 2024

**MUNICIPAL INVESTMENTS**

**Matured Municipal Investments**

Invest No.	Name	Maturity date	Particulars	From	To	Days	Opening Investment	Transfers in/out	YTD Interest	Closing Balance	Interest Realised
<b>Total of matured municipal investments</b>							\$ -	\$ -	\$ -	\$ -	\$ -

**Current Municipal Investments**

Invest No.	Name	Maturity	From	To	Days	Interest Rate	Opening Investment	Transfers in/out	YTD Interest	Closing Balance	Interest Realised
036-177 160485	Westpac Online Saver Account		1/07/2023				\$ 1,301,017.67	\$ 1,800,000.00	\$ 37,961.01	\$ 3,138,978.68	\$ 37,961.01
<b>Total of current municipal investments</b>							\$ 1,301,017.67	\$ 1,800,000.00	\$ 37,961.01	\$ 3,138,978.68	\$ 37,961.01

**RESERVE INVESTMENTS**

**Matured Reserve Investments**

Invest No.	Name	Maturity date	Particulars	From	To	Days	Opening Investment	Transfers in/out	YTD Interest	Closing Balance	Interest Realised
<b>Total of matured reserve investments</b>							\$ -	\$ -	\$ -	\$ -	\$ -

**Current Reserve Investments**

Invest No.	Name	Maturity	From	To	Days	Interest Rate	Opening Investment	Transfers in/out	YTD Interest	Closing Balance	Interest Realised
036-177 160629	Westpac Reserve Saver		1/07/2023				\$ 2,715,126.70	\$ (260,471.83)	\$ 152,515.48	\$ 2,607,170.35	\$ 152,515.48
<b>Total of reserve investments and cash</b>							\$ 2,715,126.70	\$ (260,471.83)	\$ 152,515.48	\$ 2,607,170.35	\$ 152,515.48

**Total of matured municipal and reserve investment**

							\$ -	\$ -	\$ -	\$ -	\$ -
--	--	--	--	--	--	--	------	------	------	------	------

**Total of current municipal and reserve investment and cash**

							\$ 4,016,144.37	\$ 1,539,528.17	\$ 190,476.49	\$ 5,746,149.03	\$ 190,476.49
--	--	--	--	--	--	--	-----------------	-----------------	---------------	-----------------	---------------

**SHIRE OF WONGAN-BALLIDU**  
**BANK RECONCILIATIONS FOR 31 MAY 2024**

	Total	Municipal (01106+01102)	Trust (21100)	Reserve (01105)	Cash On Hand (01101)
<b>Opening Balance</b>	5,857,904.69	1,883,625.46	35,315.56	3,937,963.67	1,000.00
<b>Add:</b>					
Receipts	992,747.90	981,741.19		11,006.71	
Unallocated Deposits	-	-			
Transfers In/(Out)	1,341,800.00	1,341,800.00			
Transfers In/(Out)	-	-			
	-	-			
<b>Less:</b>					
Payments - EFT & Cheques	(812,481.24)	(812,481.24)			
Payments - Bank Fees	(438.24)	(438.24)			
Adjustments & Transfers	(1,336,277.00)	5,523.00		(1,341,800.00)	
Unallocated payments	-	-			
<b>Balance as per General Ledger</b>	<b>6,043,256.11</b>	<b>3,399,770.17</b>	<b>35,315.56</b>	<b>2,607,170.38</b>	<b>1,000.00</b>
<b>Balance as per Bank Statements</b>	283,891.00	248,575.44	35,315.56		
<b>Balance as per Bank Deposit Certificates</b>	2,607,170.35	-		2,607,170.35	
<b>Balance as per Holder Certificates</b>	3,139,978.68	3,138,978.68			1,000.00
<b>Add:</b>					
Outstanding Deposits	14,057.05	14,057.05		-	
Adjustments - Unallocated deposits	-	-			
	-	-			
<b>Less:</b>					
Unpresented Payments	(1,841.00)	(1,841.00)			
	-	-			
Adjustments & Transfers	0.03	-		0.03	
Rounding	-	-			
<b>Balance as per Cash Book</b>	<b>6,043,256.11</b>	<b>3,399,770.17</b>	<b>35,315.56</b>	<b>2,607,170.38</b>	<b>1,000.00</b>

SHIRE OF WONGAN - BALLIDU RATES AND CHARGES OUTSTANDING 31 MAY 2024				
		Rates and Charges Raised for 2023/2024	\$ 3,679,884.40	Rates and service charges - raised 07.08.23
		Arrears 1 July 2023	\$ 145,028.00	
<b>Rates and Charges Outstanding Breakdown</b>				
Total Amount Outstanding		31-May-24	\$ 164,586.02	4.30%
Outstanding same time last year		31-May-23	\$ 214,071.00	6.20%
SUNDRY DEBTORS OUTSTANDING 31 MAY 2024				
<b>Debtors Ageing Summary</b>				
Current			\$ 4,583.15	
30 Days			\$ 987.72	
60 Days			\$ 240.00	
90 Days & Over			\$ 57,050.05	\$55,860 (Firm, see below)
Credit Balance			\$ (18,672.77)	
<b>Total Outstanding</b>			<b>\$ 44,188.15</b>	
<b>Accounts 90 Days &amp; Over:</b>				
<b>Date</b>	<b>Dr No.</b>	<b>Comments</b>	<b>Amount</b>	
30/06/2021	1382	Refund	\$ 55,860.40	Company in administration - Proof of debt submitted. Update - Liquidator has notified creditors that 2 cents in the dollar is likely. Provision for bad debt has been made at 30 June 2023 and debt will go to Council to be formally written off in 2023/24.
13/10/2023	1502	Wongan Hills Refusal Site and Standpipe Charges	\$ 1,189.65	Debt Collection
<b>Total</b>			<b>\$ 57,050.05</b>	

# MONTHLY FINANCIAL HEALTH CHECK



As at 31 May 2024

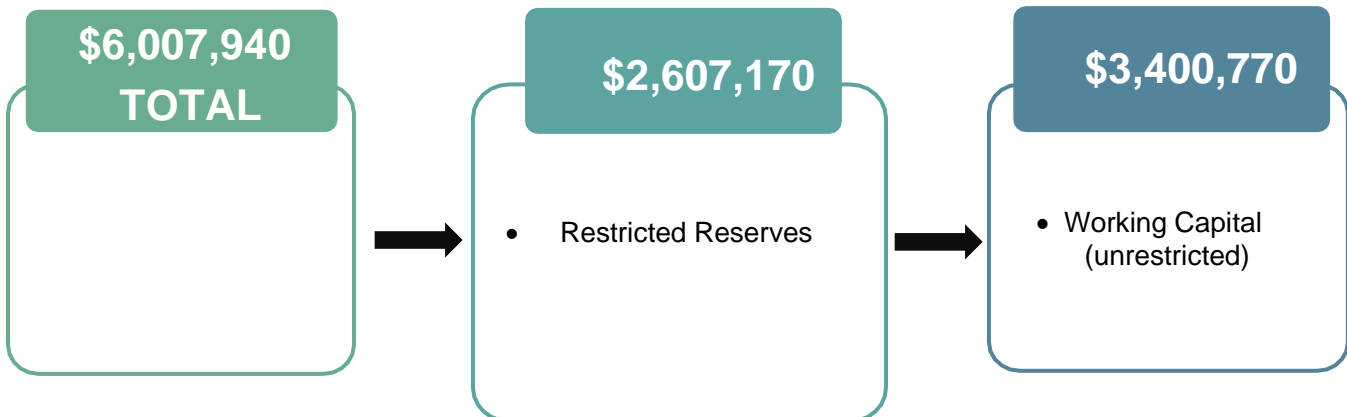
Highlighting how the Shire of Wongan-Ballidu is tracking against financial ratios

Financial Snapshot (Year to Date)	Actual
Operating Revenue	\$4,951,417
Operating Expenditure (Including Non-Cash Items)	(\$12,569,430)
Non-Cash Items	\$7,760,203
Capital Revenue	\$2,194,415
Capital Expenditure	(\$4,126,326)
Loan Repayments	(\$84,427)
Lease Liability Principal Repayments	(\$8,652)
SSL Reimbursements	\$18,545
Transfers (to)/from Reserves	\$1,189,285
Surplus Brought Forward 1 July 2023	\$2,744,736
<b>Current Municipal Surplus</b>	<b>\$2,069,766</b>

## Financial health indicators



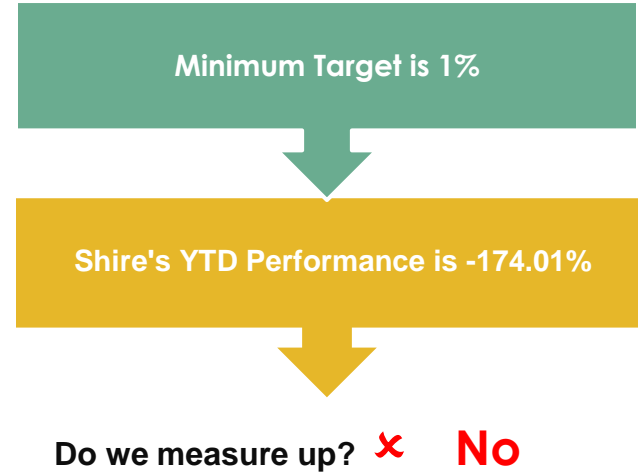
## Cash in the bank



## ▶ How are we tracking against our budgeted targets?

### Adjusted Operating Surplus

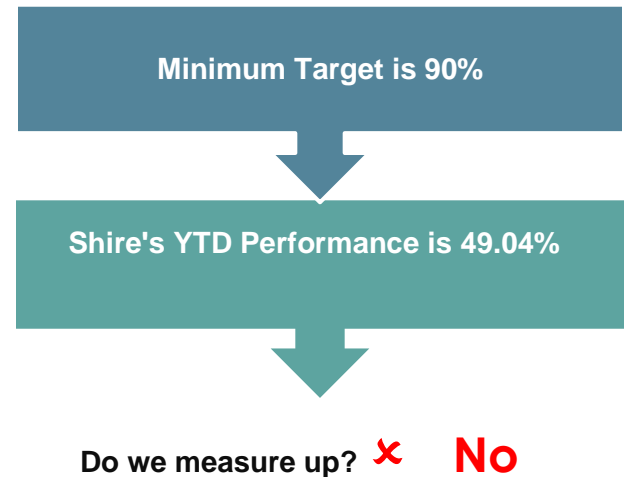
A measure of the Shire's ability to cover its operational costs including depreciation and have funds left over to cover capital expenditure (including principal loan repayments) without relying on debt or reserves.



- Adjusted operating surplus and self-sufficient ratios are high in the earlier part of the year due to rates being fully billed in August. However, as the year progresses, operating expenditure will continue to draw on this revenue source reducing to target by 30 June 2024.

### Asset Sustainability Ratio

Measures if the Shire is replacing or renewing existing non-financial assets at the same rate that its overall asset stock is wearing out.



- Due to infrastructure revaluation, roads and drainage fair values have increased significantly as well as depreciation rates.

### 9.2.3 WRITE OFF SUNDRY DEBT FOR DEBTOR 1502

<b>FILE REFERENCE:</b>	F1.4
<b>REPORT DATE:</b>	14 June 2024
<b>APPLICANT/PROPONENT:</b>	N/A
<b>OFFICER DISCLOSURE OF INTEREST:</b>	Nil
<b>PREVIOUS MEETING REFERENCES:</b>	Nil
<b>AUTHOR:</b>	Danica Mullins – Finance Officer
<b>REVIEWER:</b>	Sam Dolzadelli – Chief Executive Officer
<b>ATTACHMENTS:</b>	Nil

#### **PURPOSE OF REPORT:**

The purpose of this report is to seek Council's approval to write off the outstanding sundry debt owed by debtor 1502 Sims Civil Pty Ltd for standpipe charges and waste refuse charges.

#### **BACKGROUND:**

In October 2023, Sims Civil were undertaking work within the Shire of Wongan-Ballidu. They had used the standpipes and were invoiced \$24.15 for the charges on 09 November 2023. Sims Civil also attended the Wongan Hills refuse site multiple times over a four-day period. The chargers were \$126.00 on 5 October, \$252.00 on 6 October and \$787.50 on 9 October 2023. Overall, these charges are totalling \$1,189.65, which had been invoiced throughout October. Multiple attempts were made to obtain contact with the company regarding their outstanding charges. Upon failure to contact the company, AMPAC Debt Recovery were engaged to recover the debt. AMPAC have since notified the shire that after their attempts, they have failed to receive contact from Sims Civil.

The debt is deemed to not be recoverable.

#### **POLICY REQUIREMENTS:**

Council Policy 4.9 – Debt Collection (Rates & Sundry Debtors)

#### **LEGISLATIVE REQUIREMENTS:**

- *Local Government Act 1995*
  1. Section 6.12(1)(c) of the Act states the local government has the power to write off any amount of money which is owed to the local government.

#### **STRATEGIC IMPLICATIONS:**

There are no Strategic Implications relating to this item.

#### **SUSTAINABILITY IMPLICATIONS:**

- **Environment**

There are no known environmental impacts associated with this proposal.

➤ **Economic**

There are no known economic impacts associated with this proposal.

➤ **Social**

There are no known social implications associated with this proposal.

**FINANCIAL IMPLICATIONS:**

The total GST exclusive amount owing to the Shire is \$1,083.70. As this will be written off as a bad debt, the Shire's income and net current assets will be reduced by this amount.

**COMMENT:**

It is recommended to write off the total amount owing for debtor 1502 Sims Civil under section 6.12(1)(c) of the *Local Government Act 1995*, as there is no possibility of recovering the debt.

**VOTING REQUIREMENTS:** Simple Majority

**MOVED: Cr SEWELL**

**SECONDED: Cr BOEKEMAN**

That Council:

Pursuant to section 6.12(1)(c) of the *Local Government Act 1995*, authorises the Chief Executive Officer to write off the total amount owing in rates on sundry debtor 1502 of \$1,189.65.

**CARRIED: 7/0**  
**RESOLUTION: 090424**

**For:**

Cr M Stephenson  
Cr D Coad  
Cr S Boekeman  
Cr G Chambon  
Cr E Giedraitis  
Cr M Sewell  
Cr S Starcevich

**Against:**



## 9.3 WORKS AND SERVICES

### 9.3.1 RAV NETWORK – REQUEST LGA SUPPORT

<b>REPORT DATE:</b>	12 June 2024
<b>APPLICANT/PROPONENT:</b>	HVS Services
<b>OFFICER DISCLOSURE OF INTEREST:</b>	Nil
<b>PREVIOUS MEETING REFERENCES:</b>	NIL
<b>AUTHOR:</b>	Stephen Casey – Manager of Works & Services
<b>ATTACHMENTS:</b>	AMMS - Tandem Drive Prime Mover, Trailer Combinations

#### **PURPOSE OF REPORT:**

The purpose of this report is to present to the Council a request from Heavy Vehicle Services (HVS) to evaluate and comment on the proposed inclusion of Waddington-Wongan Hills Road into the AMMS (Accredited Mass Management Scheme) Level 3. The Council is asked to review and provide feedback on any potential impacts related to road conditions, planning conflicts, and development issues that may arise from incorporating these roads into the AMMS Level 3.

#### **BACKGROUND:**

Auhls Transport has applied to Main Roads Western Australia (HVS) seeking to amend the classification of the Wongan-Hills-Waddington Road (Wongan Hills, Lake Hinds) from Northam Pithara Road & Wongan Road SLK 0.00 to Wongan Hills & Waddington Road SLK 30.21, upgrading it from AMMS Level 1 to AMMS Level 3.

The Accredited Mass Management Scheme (AMMS):

- Allows approved tandem drive and tri drive combinations to operate at three (3) concessional mass levels.
- Does not prescribe specific loading methods nor restrict commodity types. Instead, AMMS permits the use of any product and any proven loading control method.

#### **COMMENT:**

The fundamental differences between AMMS Level 1 and AMMS Level 3 within the Accredited Mass Management Scheme (AMMS) primarily pertain to the concessional mass limits allowed for heavy vehicles. Here's a detailed comparison:

##### **1. Concessional Mass Limits:**

- **AMMS Level 1:** Provides a lower concessional mass limit for approved heavy vehicles. Total 93.5t.
- **AMMS Level 3:** Allows for a higher concessional mass limit, enabling vehicles to carry heavier loads compared to Level 1. Total 100t.

##### **2. Vehicle Combinations:**

- Both AMMS Level 1 and AMMS Level 3 accommodate approved tandem drive and tri drive combinations, but Level 3 supports these configurations at higher mass levels. This application deals with RAV 4 Tandem Drive ONLY.

### 3. Operational Flexibility:

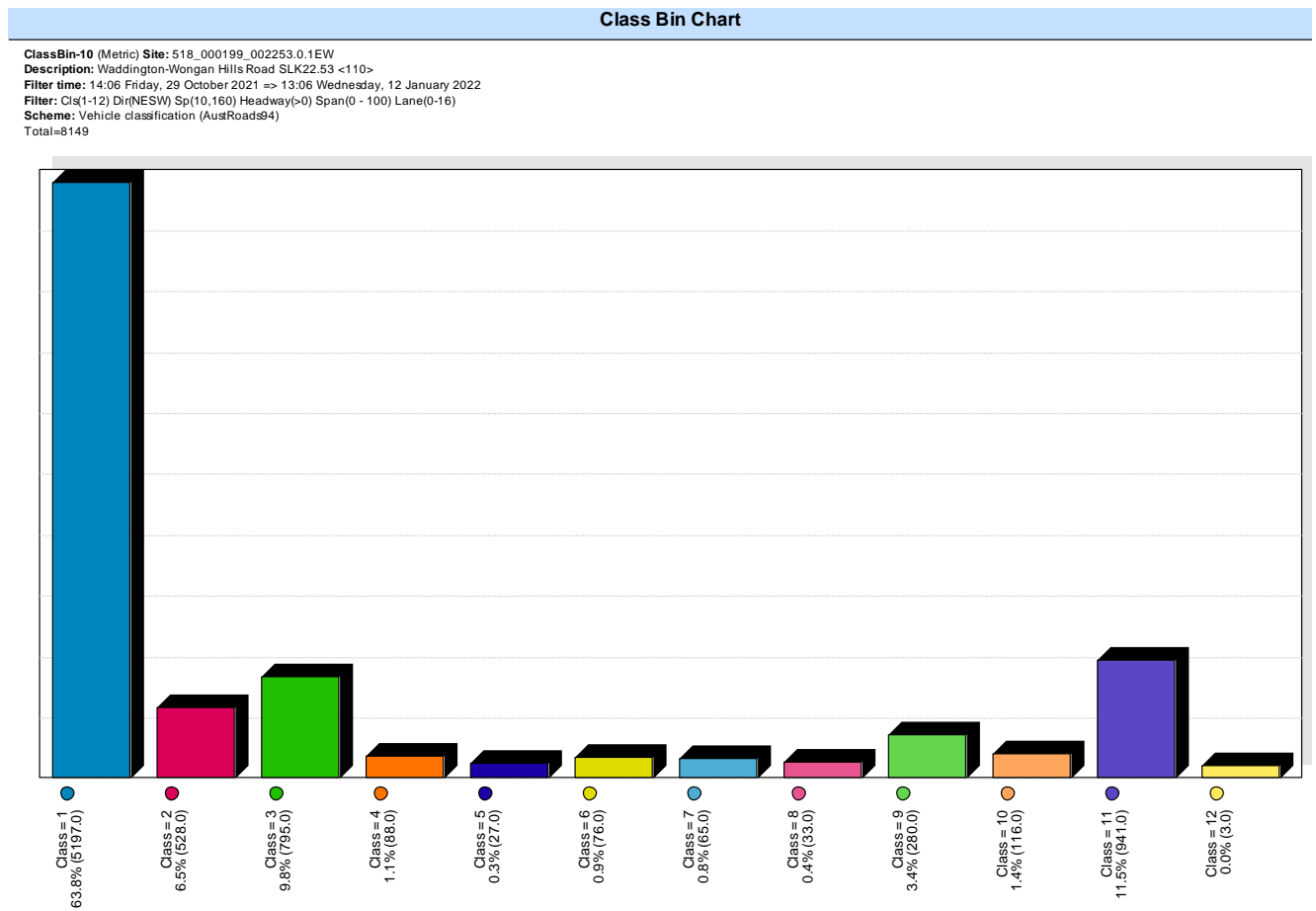
- **AMMS Level 1:** Offers basic concessional mass limits, suitable for less demanding transport operations.
- **AMMS Level 3:** Provides greater flexibility for transport operators, allowing them to maximise load capacities within the safety parameters established by the scheme.

### 4. Infrastructure Impact:













- Higher mass limits under AMMS Level 3 may have more significant impacts on road infrastructure compared to AMMS Level 1, necessitating thorough assessment of road conditions and potential planning conflicts.

In summary, the primary difference between AMMS Level 1 and AMMS Level 3 is the permissible mass limit for heavy vehicles, with Level 3 offering higher limits and thus greater operational capacity for transport operators.

The Waddington-Wongan Hills Road is a significant tourist route. A breakdown of the Vehicle Classes can be seen below:



## AUSTRROADS Vehicle Classification System

Level 1 Length (Indicative)	Level 2		Level 3	AUSTRROADS Classification		
	Axles and Axle Groups		Vehicle Type	Class	Parameters	Typical Configuration
Type	Axles	Groups	Typical Description			
Short up to 5.5m		1 or 2	<b>Short</b> Sedan, Wagon, 4WD, Utility, Light Van, Bicycle, Motorcycle, etc	1	$d(1) \leq 3.2m$ and axles = 2	
			<b>Short - Towing</b> Trailer, Caravan, Boat, etc	2	groups = 3 $d(1) \geq 2.1m$ , $d(1) \leq 3.2m$ , $d(2) \geq 2.1m$ and axles = 3, 4 or 5	
Medium 5.5m to 14.5m	<b>HEAVY VEHICLES</b>					
	2	2	<b>Two Axle Truck or Bus</b>	3	$d(1) > 3.2m$ and axles = 2	
	3	2	<b>Three Axle Truck or Bus</b>	4	axles = 3 and groups = 2	
	> 3	2	<b>Four Axle Truck</b>	5	axles > 3 and groups = 2	
Long 11.5m to 19.0m	3	3	<b>Three Axle Articulated</b> Three axle articulated vehicle, or Rigid vehicle and trailer	6	$d(1) > 3.2m$ , axles = 3 and groups = 3	
	4	> 2	<b>Four Axle Articulated</b> Four axle articulated vehicle, or Rigid vehicle and trailer	7	$d(2) < 2.1m$ or $d(1) < 2.1m$ or $d(1) > 3.2m$ axles = 4 and groups > 2	
	5	> 2	<b>Five Axle Articulated</b> Five axle articulated vehicle, or Rigid vehicle and trailer	8	$d(2) < 2.1m$ or $d(1) < 2.1m$ or $d(1) > 3.2m$ axles = 5 and groups > 2	
	$\geq 6$	> 2	<b>Six Axle Articulated</b> Six axle articulated vehicle, or Rigid vehicle and trailer	9	axles = 6 and groups > 2 or axles > 6 and groups = 3	
Medium Combination 17.5m to 36.5m	> 6	4	<b>B Double</b> B Double, or Heavy truck and trailer	10	groups = 4 and axles > 6	
	> 6	5 or 6	<b>Double Road Train</b> Double road train, or Medium articulated vehicle and one dog trailer (M.A.D.)	11	groups = 5 or 6 and axles > 6	
<b>Large Combination</b> Over 33.0m	> 6	> 6	<b>Triple Road Train</b> Triple road train, or Heavy truck and three trailers	12	groups > 6 and axles > 6	

**Definitions:**  
 Group: Axle group, where adjacent axles are less than 2.1m apart  
 Groups: Number of axle groups  
 Axles: Number of axles (maximum axle spacing of 10.0m)

$d(1)$ : Distance between first and second axle  
 $d(2)$ : Distance between second and third axle

Based on the Class Matrix above, it is evident that a significant number of smaller vehicles utilize the Waddington-Wongan Hills Road. The increase in permissible mass will elevate the risk for these road users in the form of Pavement Deterioration. Heavier vehicles will cause accelerated wear and tear on the road surface, leading to potholes, ruts, and cracks. This deterioration poses hazards for smaller vehicles, increasing the likelihood of accidents.

**POLICY REQUIREMENTS:**

There are no known policy requirements related to this item

**LEGISLATIVE REQUIREMENTS:**

There are no known legislative requirements related to this item

**STRATEGIC IMPLICATIONS:**

Goal	Strategies	Actions
<p><b>Foster a vibrant and diverse local economy and employment opportunities</b></p>	<ul style="list-style-type: none"> <li>● Identifying opportunities for commercial and industrial business to headquarter in the Shire.</li> <li>● Identifying opportunities for Shire business to service surrounding operations.</li> <li>● Build the readiness of business to services emerging market needs.</li> <li>● Identify value add opportunity to support drive in/drive out workers.</li> <li>● Promote the lifestyle country living offers in the Shire.</li> </ul>	<ul style="list-style-type: none"> <li>● Advocate and encourage leading agricultural companies to maintain and/or set up new headquarters in the Shire</li> <li>● Support business to prepare for the opening of a possible mine.</li> <li>● Work with local business and community to identify and offer transient/drive in and out workers additional services.</li> <li>● Communicate back to the community the outcome for upgraded internet structure/NBN.</li> <li>● Facilitate local business networking and development opportunities/activities</li> <li>● Country lifestyle living marketing included at the local Tourism centre.</li> </ul>

**SUSTAINABILITY IMPLICATIONS:**

➤ **Environment**

There are no known Environmental implications associated with this policy.

➤ **Economic**

Increased Efficiency: Transport operators can carry more cargo per trip under AMMS Level 3, potentially reducing the number of trips needed and leading to overall cost savings in logistics and transportation.

➤ **Social**

There are no known social implications associated with this policy.

**FINANCIAL IMPLICATIONS:**

**Increased Wear and Tear:** Upgrading Wongan Hills-Waddington Road to accommodate AMMS Level 3 will lead to increased wear and tear due to higher mass limits, necessitating more frequent and potentially more costly maintenance and repairs.

Estimated Pothole Repair:

Year	Minimum Cost per m <sup>2</sup>	Maximum Cost per m <sup>2</sup>
2025-2026	\$50	\$100
2026-2027	\$51.75	\$103.50
2027-2028	\$53.56	\$107.12
2028-2029	\$55.42	\$110.87

Note: The cost per square meter is adjusted each year for a CPI increase of 3.5% from the initial cost of \$50/m<sup>2</sup> for a minimum cost and \$100/m<sup>2</sup> for a maximum cost.

### Seal Preservation

A 10mm S45R Crumbed Rubber Seal, which would be recommended for such an application is currently approximately \$7.00/m<sup>2</sup>.

Phased upgrades are outlined in the table below:

Phase	Year	Length (km)	Area (m <sup>2</sup> )	Cost per m <sup>2</sup>	Total Cost (adjusted for CPI)
1	2029-30	2.5	20,000	\$7.00	\$140,000
2	2030-31	2.5	20,000	\$7.24	\$144,800
3	2031-32	2.5	20,000	\$7.49	\$149,800
4	2032-33	2.5	20,000	\$7.74	\$154,960
5	2033-34	2.5	20,000	\$8.00	\$160,320
6	2034-35	2.5	20,000	\$8.26	\$165,890
7	2035-36	2.5	20,000	\$8.54	\$171,681
8	2036-37	2.5	20,000	\$8.82	\$177,700
9	2037-38	2.5	20,000	\$9.11	\$183,955
10	2038-39	2.5	20,000	\$9.40	\$190,452
11	2039-40	2.5	20,000	\$9.70	\$197,201
12	2040-41	2.5	20,000	\$10.00	\$204,208

Total Estimated Cost (Adjusted for CPI): \$2,100,267

Note: The cost per square meter is adjusted each year for a CPI increase of 3.5% from the initial cost of \$7.00/m<sup>2</sup>. The total cost is then calculated based on the length of the road to be sealed in each phase. Since the total area to be sealed is 240,000 square meters, it will take 12 years to complete the project, with 20,000 square meters sealed each year.

This road is eligible for Regional Road Group Funding, which allows for Preservation.

**Upgrades to Infrastructure:** Parts of Wongan Hills-Waddington Road require upgrades, such as strengthening pavement and improving drainage, to support the heavier loads permitted under AMMS Level 3, leading to significant capital expenditures.

Below is the Pavement Design for Waddington-Wongan Hills Road based on current Traffic Data:

ADT and ESA quick calculator for figures pulled from class matrix traffic count

Road Name Waddington-Wongan Hills Road Road Number AA199

**Average daily traffic**

Count No.	Location SLK	Start date	End date	Duration days	All vehicles total	traffic for individual count	
1	22.53	29/10/2021	12/01/2022	75	8149	108.7	
2				0		0	
3				0		0	
4				0		0	
5				0		0	
TOTALS				Duration (No. of days)	75	8149	Total vehicles

Figure required for WSNF MCA

Average Daily traffic count for full sample (ADT)

**108.65**

**Equivalent standard axes**

Austrroads	Class 1	Class 2	Class 3	Class 4	Class 5	Class 6	Class 7	Class 8	Class 9	Class 10	Class 11	Class 12
RAV								RAV 1	RAV 2, 3	RAV 4, 5	RAV 6, 7	RAV 9, 10
Count 1	5197	528	795	88	27	76	65	33	280	116	941	3
Count 2												
Count 3												
Count 4												
Count 5												
Total traffic	5197	528	795	88	27	76	65	33	280	116	941	3
Multiplier	0	0	0.77	2.57	4.23	2.29	1.59	3.4	4.2	8.08	10.03	11.54
	0	0	0.77	2.57	4.23	2.29	1.59	4	12.25	12.25	15	18
Austrroads ESA's	0	0	612.15	226.16	114.21	174.04	103.35	112.2	1176	937.28	9438.23	34.62
RAV ESA's	0	0	612.15	226.16	114.21	174.04	103.35	132	3430	1421	14115	54

Figure required for WSNF MCA

Austrroads  
RAV

Average daily ESA's  
Concessional Daily ESA's  
Yearly  
Design Life 40 Growth 3%

12928.2

Total 1 to 12

20381.9

75

Duration days

172.38

271.759

WSNF summary.

99192

1.3E+07

1.29E+07

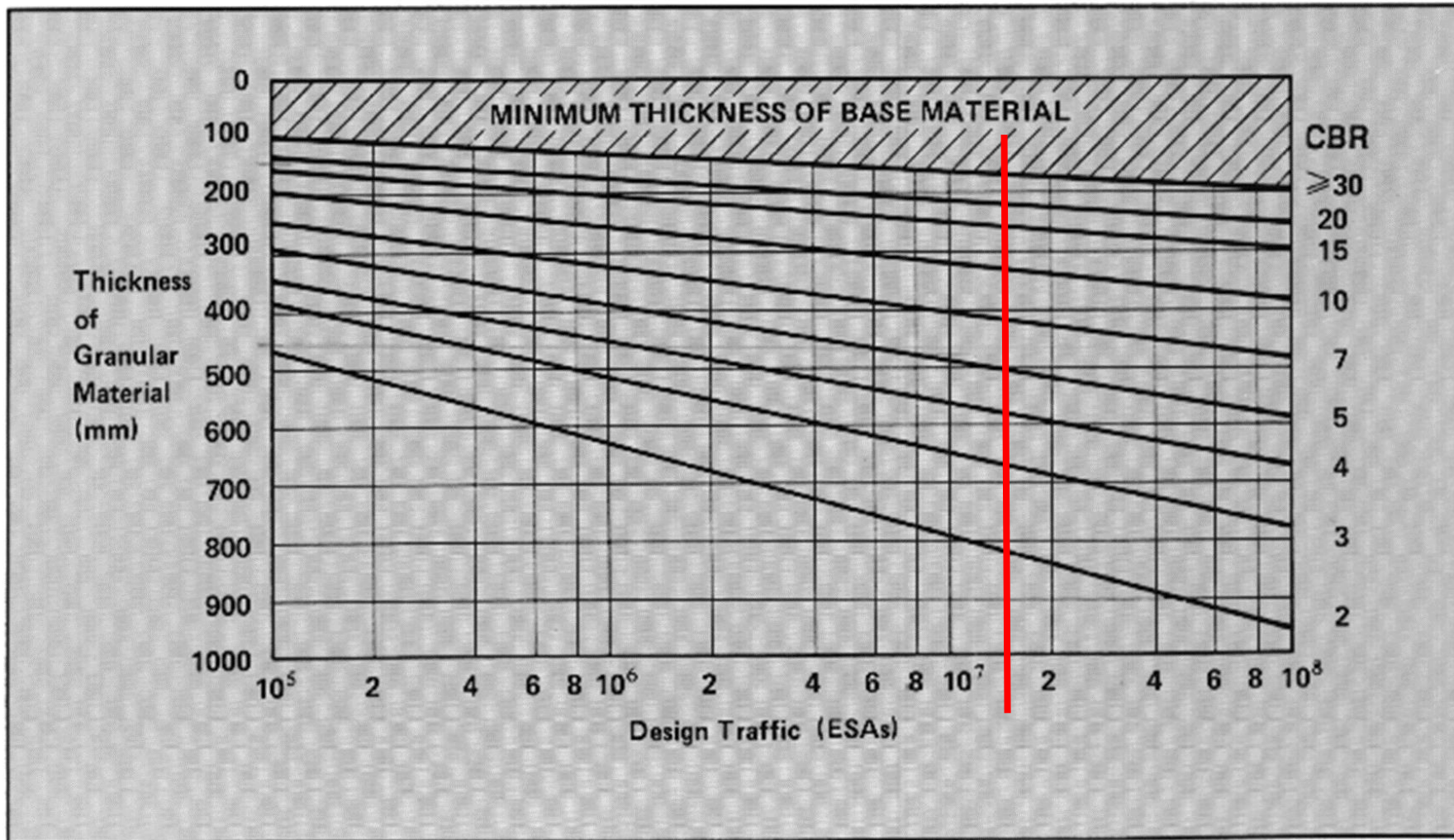


FIGURE 8.4 DESIGN CHART FOR GRANULAR PAVEMENTS WITH THIN BITUMINOUS SURFACING

The thickness of the pavement is contingent upon the California Bearing Ratio (CBR) values obtained on-site, ranging from 100mm to 1000mm or more. Generally, we observe subgrade CBR values in the range of 10% to 20%. However, over salt affected areas like those found along the Waddington-Wongan Hills Road, these values can significantly decrease to 2%.

The potentially low subgrade condition necessitates extensive work on the subbase. Introduction of cement can substantially reduce the depth of the subbase. Additional laboratory testing is imperative for both the proposed gravel and the gravel-cement mixture to ascertain CBR results and determine the appropriate subbase thickness.

Current widening is approximately \$230,000 per kilometre. There is approximately 4 kilometres of standard road widening to 8m carried out with another 4.5 kilometre to be carried out over salt affected areas.

### Standard Road Widening

Year	Length Widened (km)	Total Length (km)	Cost per km	Total Cost (adjusted for CPI)
2027-28	2	2	\$245,218	\$490,436
2028-29	2	4	\$253,005	\$506,010

Note: The cost per kilometre is adjusted for a CPI increase of 3.5% each year, starting from the initial cost of \$230,000 per kilometre.

### Cement Stabilised Road Widening

Year	Length Widened (km)	Total Length (km)	Cost per km	Total Cost (adjusted for CPI)
2025-26	2	2	\$305,000	\$610,000
2026-27	2	4	\$315,175	\$630,350

























Note: Based on shoulder stabilise & overlay stabilise. The cost per kilometre is adjusted for a CPI increase of 3.5% each year, starting from the initial cost of \$305,000 per kilometre.

The Estimated Total Investment is \$4,337,063 over 16 years or \$271,066 per annum.

**VOTING REQUIREMENTS:** Absolute Majority

**ABSOLUTE MAJORITY REQUIRED:** Yes



RAV Category	RAV Description	Max. Length	Max. Mass & Approved Network			
			Level 1	Level 2	Level 3	
Category 1	1A – Prime Mover & Semi Trailer 	19 m	50 t <a href="#">N1.1</a>	-	-	
Category 2	2A – Prime Mover & Semi Trailer 	2A	20 m	50.5 t	51.5 t	53 t
	2B - Prime Mover, Semi Trailer & Pig Trailer or Dolly 	2B	27.5 m	68.5 t	69.5 t	71 t
	2C – B-double 	2C	27.5 m	72 t	74 t	76.5 t
		All	-	<a href="#">N2.1</a>	<a href="#">N2.2</a>	<a href="#">N2.3</a>
Category 3	3A – A-double 	27.5 m	89 t <a href="#">N3.1</a>	91 t <a href="#">N3.2</a>	94 t <a href="#">N3.3</a>	
Category 4	4A – A-double 	27.5 m	93.5 t <a href="#">N4.1</a>	96.5 t <a href="#">N4.2</a>	100 t <a href="#">N4.3</a>	
Category 5	5A – B-Double towing a Dolly 	5A	27.5 m + Dolly	72 t + Dolly	74 t + Dolly	76.5 t + Dolly
	5B – A-Double 	5B / 5D	36.5 m	89 t	91 t	94 t
	5C – A-Double towing a Dolly 	5C	27.5 m + Dolly	89 t + Dolly	91 t + Dolly	94 t + Dolly
	5D – B-Triple 	All	-	<a href="#">N5.1</a>	<a href="#">N5.2</a>	<a href="#">N5.3</a>
Category 6	6A – A-double 	6A / 6B	36.5 m	93.5 t	96.5 t	100 t
	6B – B-Triple 	6C	27.5 m + Dolly	93.5 t + Dolly	96.5 t + Dolly	100 t + Dolly
	6C – A-Double towing a Dolly 	All	-	<a href="#">N6.1</a>	<a href="#">N6.2</a>	<a href="#">N6.3</a>
Category 7	7A – AB-Triple 	36.5 m	115 t <a href="#">N7.1</a>	119 t <a href="#">N7.2</a>	123.5 t <a href="#">N7.3</a>	
	7B – BA-Triple 					
Category 8	There are no Category 8 RAVs for AMMS					
Category 9	9A – A-Triple 	9A	53.5 m	127.5 t	130.5 t	135 t
	9B – A-Double towing a Dolly 	9B	36.5 m + Dolly	89 t + Dolly	91 t + Dolly	94 t + Dolly
	9C – AB-Triple 	9C / 9D	45 m	115 t	119 t	123.5 t
	9D – BA-Triple 	All	-	<a href="#">N9.1</a>	<a href="#">N9.2</a>	<a href="#">N9.3</a>
Category 10	10A – A-Triple 	10A / 10C / 10D	53.5 m	136.5 t	141.5 t	147 t
	10B – A-Double towing a Dolly 	10B	36.5 m + Dolly	93.5 t + Dolly	96.5 t + Dolly	100 t + Dolly
	10C – Double B-Double 	10E	53.5 m	158 t	164 t	170.5 t
	10D – ABB-Quad 	All	-	<a href="#">N10.1</a>	<a href="#">N10.2</a>	<a href="#">N10.3</a>
	10E – AAB-Quad 					

**MOVED: Cr GIEDRAITIS**

**SECONDED: Cr COAD**

That Council SUPPORT the requests from Heavy Vehicle Services (HVS) to change Waddington-Wongan Hills Road from a current mass level of AMMS 1 to requested AMMS 3 and provide HVS with any comments relating to road condition, planning conflicts, development issues etc., that may be impacted by including the roads onto the RAV 4 Network.

**CARRIED: 7/0**

**RESOLUTION: 100424**

**For:**

Cr M Stephenson  
Cr D Coad  
Cr S Boekeman  
Cr G Chambon  
Cr E Giedraitis  
Cr M Sewell  
Cr S Starcevich

**Against:**

## 9.4 HEALTH, BUILDING AND PLANNING

Nil

## 9.5 COMMUNITY SERVICES

Nil

**Item 10. NEW BUSINESS OF AN URGENT NATURE INTRODUCED BY DECISION OF THE MEETING**

Nil

**Item 11. MATTERS FOR WHICH THE MEETING MAY BE CLOSED**

Nil

**Item 12. CLOSURE**

The Shire President, Cr M Stephenson, declared the meeting closed at 4:17pm.

\_\_\_\_\_  
Signed by:

\_\_\_\_\_  
Date:

**Cr M Stephenson**  
**Shire President**