



**MINUTES**  
**ORDINARY MEETING OF**  
**COUNCIL**  
**WEDNESDAY 25 MAY 2016**






# SHIRE OF WONGAN-BALLIDU

**DISCLAIMER**

THE RECOMMENDATIONS CONTAINED IN THE MINUTES ARE SUBJECT TO CONFIRMATION BY COUNCIL. THE SHIRE OF WONGAN-BALLIDU WARNS THAT ANY PERSON(S) WHO HAS AN APPLICATION LODGED WITH COUNCIL SHOULD RELY ONLY ON WRITTEN CONFIRMATION OF THE DECISION MADE AT THE COUNCIL MEETING. NO RESPONSIBILITY WHATSOEVER IS IMPLIED OR ACCEPTED BY THE SHIRE OF WONGAN-BALLIDU FOR ANY ACT, OMISSION, STATEMENT OR INTIMATION TAKING PLACE DURING A COUNCIL MEETING.

## MINUTES INDEX

1. DECLARATION OF OPENING/ANNOUNCEMENT OF VISITORS.....	2
2. ATTENDANCE, APOLOGIES, LEAVE OF ABSENCE PREVIOUSLY GRANTED .....	2
3. PUBLIC QUESTION TIME .....	2
4. ANNOUNCEMENTS FROM THE PRESIDING MEMBER.....	2
5. PETITIONS AND PRESENTATIONS.....	2
6. APPLICATIONS FOR LEAVE OF ABSENCE .....	3
7. CONFIRMATION OF MINUTES .....	3
7.1 CONFIRMATION OF THE MINUTES OF THE ORDINARY MEETING OF COUNCIL HELD ON WEDNESDAY 27 APRIL 2016.....	3
8. MATTERS FOR WHICH THE MEETING MAY BE CLOSED .....	3
9. REPORTS OF OFFICERS AND COMMITTEES.....	4
9.1 ADMINISTRATION AND FINANCIAL SERVICES .....	4
9.1.1 ACCOUNTS SUBMITTED .....	4
9.1.2 FINANCIAL REPORTS.....	6
9.2 GENERAL PURPOSES .....	8
9.2.1 APPLICATION TO KEEP THREE DOGS.....	8
10. QUESTIONS FROM MEMBERS WITHOUT NOTICE.....	11
11. MATTERS FOR WHICH THE MEETING MAY BE CLOSED .....	11
12. CLOSURE .....	11



# SHIRE OF WONGAN-BALLIDU

## 1. DECLARATION OF OPENING/ANNOUNCEMENT OF VISITORS

The Shire President, Cr Peter Macnamara declared the meeting open at 3.00 pm.

## 2. ATTENDANCE, APOLOGIES, LEAVE OF ABSENCE PREVIOUSLY GRANTED

Cr Macnamara  
Cr West  
Cr Lyon  
Cr Morgan  
Cr Hasson  
Cr Walton  
Cr Barrett-Lennard

CEO -Stuart Taylor  
DCEO- David Taylor  
Works Manager -Karl Mickle  
Manager Community Services -Joanne Guest  
Building Services Coordinator -Melissa Marcon

### Apologies:

Nil

### Leave of absence previously granted:

Nil

## 3. PUBLIC QUESTION TIME

Nil

## 4. ANNOUNCEMENTS FROM THE PRESIDING MEMBER

1. Previous Chief Bushfire Officer Eric Ganzer and his wife Thelma will be attending the May Council dinner as thanks for his service to the Community over 34 years. A certificate and gift presentation will be made at the Australia Day 2017 ceremony. The incoming Chief Bushfire Officer Ross Lane and his wife Robyn will also attend the dinner as a welcome.
- 2.
3. Thanks to Cr Walton and Cr Morgan for representing the Shire at the unveiling of the new ANZAC Honour Boards.
- 4.
5. Ms Elizabeth Brennan will be attending the Council dinner in June as recognition of her achievements including her nomination as Western Australian Young Achiever 2016.
- 6.
7. Congratulations to the Shire crew for the presentation and maintenance of the townsite and roads.

## 5. PETITIONS AND PRESENTATIONS

Nil

6. APPLICATION/S FOR LEAVE OF ABSENCE

Nil

7. CONFIRMATION OF MINUTES

7.1 CONFIRMATION OF THE MINUTES OF THE ORDINARY MEETING OF COUNCIL HELD ON WEDNESDAY 27 APRIL 2016

**MOTION:**                      **MOVED: Cr Barrett-Lennard /Cr Walton**

**That the Minutes of the Ordinary meeting of Council held on Wednesday 27 April 2016 be confirmed as a true and correct record of the proceedings.**

**CARRIED: 7/0**  
**RESOLUTION: 010516**

8. MATTERS FOR WHICH MEETING MAY BE CLOSED

Nil

## 9. REPORTS OF OFFICERS AND COMMITTEES

### 9.1 ADMINISTRATION & FINANCIAL SERVICES

#### 9.1.1 ACCOUNTS SUBMITTED

FILE REFERENCE:	F1.4
REPORT DATE:	3 June 2016
APPLICANT/PROPONENT:	N/A
OFFICER DISCLOSURE OF INTEREST:	Nil
PREVIOUS MEETING REFERENCES:	Nil
AUTHOR:	Deputy Chief Executive Officer
ATTACHMENTS:	March 2016

#### PURPOSE OF REPORT:

That the accounts as submitted be received.

#### BACKGROUND:

This information is provided to the Council on a monthly basis in accordance with provisions of the Local Government Act 1995 and Local Government (Financial Management) Regulations 1996.

#### COMMENT:

Refer to attachment.

#### POLICY REQUIREMENTS:

There are no known policy requirements related to this item.

#### LEGISLATIVE REQUIREMENTS:

Local Government (Financial Management) Regulations 1996 Sections 12 & 13 require the attached reports to be presented to Council.

#### Lists of Accounts

Section 6.10 of the Local Government Act regulation 12 of the Financial Management Regulations (FMR's) requires a list of accounts paid for the month, and where the Council has delegated the payment of these accounts to the CEO under regulation 13 there must be a list of accounts paid, and the listing shall disclose the following:

- The payee's name
- The amount of the payment
- The date of the payment
- The fund from which it is paid; and
- Sufficient information to identify the transaction.

#### STRATEGIC IMPLICATIONS:

There are no strategic implications in relation to this item.

## List of Accounts Due &amp; Submitted to Council 1 April to 30 April 2016

Chq/EFT	Date	Name	Description	Amount
Direct Debit	08/04/2016	FUJI XEROX	CRC Photocopier	-553.30
Direct Debit	26/04/2016	CREDIT CARD	CEO Credit Card	-99.95
FT13655	01/04/2016	BOEKEMAN NOMINEES PTY LTD	Parts for Works Machinery	-749.60
FT13656	01/04/2016	COURIER AUSTRALIA INTERNATIONAL	Freight Charges for CRC	-29.16
FT13657	01/04/2016	DEPARTMENT OF FIRE & EMERGENCY SERVICES	2015/16 Emergency Service Levy	-20580.12
FT13658	01/04/2016	MOORE STEPHENS	Audit Certification - Community Resource Project	-2200.00
FT13659	01/04/2016	JR & A HERSEY PTY LTD		-3247.42
		JR & A HERSEY PTY LTD	Tools and Blades for Works Depot	434.50
		JR & A HERSEY PTY LTD	Guideposts and White Delineator for Works	2812.92
FT13660	01/04/2016	WALLIS COMPUTER SOLUTIONS		-6776.54
		WALLIS COMPUTER SOLUTIONS	IT Support for CRC	185.63
		WALLIS COMPUTER SOLUTIONS	IT Support for CRC	928.13
		WALLIS COMPUTER SOLUTIONS	IT Support for CRC	111.38
		WALLIS COMPUTER SOLUTIONS	IT Support for Wongan Medical Centre	1245.75
		WALLIS COMPUTER SOLUTIONS	IT Support for Wongan Medical Centre	1394.25
		WALLIS COMPUTER SOLUTIONS	IT Support for Asus Laptop at Depot	608.30
		WALLIS COMPUTER SOLUTIONS	ITS Gold	462.00
		WALLIS COMPUTER SOLUTIONS	ITS Gold	231.00
		WALLIS COMPUTER SOLUTIONS	Synergy Update for Shire Office	633.60
		WALLIS COMPUTER SOLUTIONS	ITS Gold	976.50
FT13661	01/04/2016	WATER CORPORATION		-713.45
		WATER CORPORATION	Water Consumption Kirwin RD Standpipe	244.79
		WATER CORPORATION	Water Consumption Railway St Burakin Standpipe	56.51
		WATER CORPORATION	Water Consumption Depot RD Standpipe	412.15
FT13662	01/04/2016	WHEATBELT TYRES	Century Battery For Rangers Ute VRNGR	-128.00
FT13663	01/04/2016	NEAT N TRIM UNIFORMS PTY LTD		-830.40
		NEAT N TRIM UNIFORMS PTY LTD	Staff Uniform- Administration	283.80
		NEAT N TRIM UNIFORMS PTY LTD	Staff Uniform- Administration	422.90
		NEAT N TRIM UNIFORMS PTY LTD	Staff Uniform- Administration	123.70
T13664	01/04/2016	MIDDLEWICK JEWELLER	5 Plaques Shire Crest & Name Plates: Citizen Of The Year	-530.00
T13665	01/04/2016	IT VISION AUSTRALIA PTY LTD	Report Manager On Demand Recording - All Staff	-220.00
T13666	01/04/2016	CR. ALFREDA LYON	January - March Sitting Fees	-450.00
T13667	01/04/2016	CR. PETER MACNAMARA	January - March Sitting Fees	-887.40
T13668	01/04/2016	ADVANCED AUTOLOGIC PTY LTD	800L of Solvent	-2060.00
T13669	01/04/2016	RBC RURAL	Shire Meterplan Charges - Colour And Black	-1534.88
T13670	01/04/2016	OVERLAND FREIGHT	Freight Charges - February 2016	-867.62
T13671	01/04/2016	WONGAN HILLS HARDWARE	Building Account March 2016	-1668.96
T13672	01/04/2016	TRUCK CENTRE (WA) PTY LTD		-2297.20
		TRUCK CENTRE (WA) PTY LTD	Service and Mudflaps for Mack Truck PTK33	1388.65
		TRUCK CENTRE (WA) PTY LTD	Service for Mack Truck PTK34	908.55
T13673	01/04/2016	WESTERN RURAL EARTHMOVING	Pushing Up Gravel For Wongan Cadoux Road	-8250.00
T13674	01/04/2016	LAM-VY PHAN	Chaplaincy Fees - March 2016	-1720.62
T13675	01/04/2016	CR BRAD WEST	January - March Sitting Fees	-600.94
T13676	01/04/2016	FUJI XEROX AUSTRALIA PTY LTD	Boomer Prints B&W for CRC	-2939.51
T13677	01/04/2016	DR MICHAEL GRIFFIES	Doctor Payment For Period Between 14/03/2016 - 18/03/2016 And 21/03/2016 - 24/03/2016	-14850.00
T13678	01/04/2016	CLIFFORD HALLAM HEALTHCARE	Medical Supplies For Medical Centre	-504.46
T13679	01/04/2016	MARKET CREATIONS PTY LTD		-1715.34
		MARKET CREATIONS PTY LTD	Office 365 - Licencing (December 2015)	571.78
		MARKET CREATIONS PTY LTD	Office 365 - Licencing (January 2016)	571.78
		MARKET CREATIONS PTY LTD	Office 365 - Licencing (February 2016)	571.78
T13680	01/04/2016	JCB CONSTRUCTION EQUIPMENT AUSTRALIA	Repare Cooling System for JCB Backhoe PBH3	-272.10
T13681	01/04/2016	APPLIANCE TEST TAG AUSTRALASIA PTY LTD	2000 X Industrial Permanent Adhesive Asset Labels	-656.50

FT13682	01/04/2016	MEGAN PAWSEY	Refund Of Alcohol Bond And Key Bond For Civic Centre	-460.00
FT13684	08/04/2016	COURIER AUSTRALIA INTERNATIONAL	Freight Charges - March 2016	-84.63
FT13685	08/04/2016	MCINTOSH & SON		-735.77
		MCINTOSH & SON	Metric Bolt for JCB Backhoe PBH3	3.94
		MCINTOSH & SON	Socket Screws for Pig Tipper Trailer PTRL20	38.72
		MCINTOSH & SON	11kgs of KFGS for Komatsu Grader PG14	657.69
		MCINTOSH & SON	Antenna and Barmount for Holden Colorado VWC	35.42
FT13686	08/04/2016	OFFICEWORKS BUSINESS DIRECT		-250.25
		OFFICEWORKS BUSINESS DIRECT	A3 Paper and Document Tray for CRC	230.25
		OFFICEWORKS BUSINESS DIRECT	Gluesticks for CRC	20.00
FT13687	08/04/2016	WATER CORPORATION	Water Consumption Burakin Hall	-2.16
FT13688	08/04/2016	WHEATBELT TYRES		-4865.30
		WHEATBELT TYRES	Battery for Mower PSP1	94.00
		WHEATBELT TYRES	Fit Six Truck Tyres for Ford Transit Tipping Tray PUT64	1629.00
		WHEATBELT TYRES	Truck Tyres for Tri Axle & Pig Trailer PTRL13 and PTRL23	3006.00
		WHEATBELT TYRES	Tyre Tube and O-Ring for Komatsu Grader PG14	48.50
		WHEATBELT TYRES	Patch and Repair Tyre for Cat Loader PLDR7	87.80
FT13689	08/04/2016	WONGAN CONCRETE SERVICES		-78628.00
		WONGAN CONCRETE SERVICES	Lay Concrete for Ramps and Footpaths at Civic Centre	19360.00
		WONGAN CONCRETE SERVICES	Lay Concrete Footpaths on Parker St, Elphin Crescent and CRC and Lay Pram Ramps Throughout Wongan Hills	32615.00
		WONGAN CONCRETE SERVICES	Lay Concrete for Footpaths on Wandoo Crescent	26653.00
FT13690	08/04/2016	WONGAN NEWSAGENCY	CRC Account - March 2016	-6.99
FT13691	08/04/2016	WONGAN STEEL MANUFACTURERS		-122.75
		WONGAN STEEL MANUFACTURERS	Spring Loaded Catch for Sundry Plant PSP4	13.10
		WONGAN STEEL MANUFACTURERS	Hydraulic Hose and Fittings for Verti Mower PVM2	109.65
FT13692	08/04/2016	IXOM OPERATIONS PTY LTD	Service Fee For Chlorine Cylinder	-173.23
FT13694	08/04/2016	OVERLAND FREIGHT	Freight Charges - March 2016	-614.63
FT13695	08/04/2016	WONGAN HILLS HARDWARE		-2776.85
		WONGAN HILLS HARDWARE	Works Account March 2016	1443.22
		WONGAN HILLS HARDWARE	Building Account March 2016	1333.63
FT13696	08/04/2016	TRUCK CENTRE (WA) PTY LTD	Repairs To Steering Box Of Volvo Side Tipper PTK28	-1161.16
FT13697	08/04/2016	SIGMA CHEMICALS	Freight For Chemical	-52.80
FT13698	08/04/2016	THE FARM SHOP	Water Fittings for Water Tank PWT1	-628.81
FT13699	08/04/2016	WONGAN MAIL SERVICE	CRC Mail Account	-13.45
T13700	08/04/2016	DUNNINGS INVESTMENTS P/L	Fuel Account March 2016	-3056.93
T13701	08/04/2016	STATE LIBRARY OF WA	Library Freight Recoup 2015-2016	-292.34
T13702	08/04/2016	DAVINA ENTERPRISES (KYLIE DAVEY)	BBQ Bonanza Catering for CRC	-195.00
T13703	08/04/2016	WONGAN HILLS HOTEL	Council Dinner & Refreshments	-283.20
T13704	08/04/2016	DUN DIRECT PTY LTD	11000L Bulk Diesel March 2016	-11196.92
T13705	08/04/2016	KAHLIA HARDER	Reimbursement For Completion Of Module One - Training	-368.13
T13706	08/04/2016	GREAT SOUTHERN FUEL SUPPLIES	Bulk Diesel and Fuel Account for March 2016	-9382.02
T13707	08/04/2016	FORRESTFIELD MOWER AND CHAINSAW CENTRE	Nozzle Wear Kit for Sundry Plant PSP1	-188.65
T13708	08/04/2016	HDJ CONTRACTING		-6815.44
		HDJ CONTRACTING	Cleaning for CRC and Medical Centre	1540.00
		HDJ CONTRACTING	Materials/ Labour to Rebuild Workshop at Depot Office	5275.44
T13709	08/04/2016	ALLWEST RAPID HIRE PTY LTD	Hire Steel Roller - Mincherton Road Storm Damage	-4254.25
T13710	08/04/2016	RENTCO TRANSPORT EQUIPEMENT RENTALS	Hire Trucks & Side Tipper from 26/02/16-25/03/16	-11847.00
T13711	08/04/2016	NEWINS FAMILY TRUST	Refuse Site Management	-3758.33
T13712	08/04/2016	LYONSDEN ENTERPRISES	Retain Side Of Driveway For 49 Quinlan Street	-3527.00
T13713	08/04/2016	RENAE MILLSTEED	Gratuity Payment	-1386.97
T13714	13/04/2016	AUSTRALIAN SERVICES UNION	Employee Union Fees	-51.60
T13715	13/04/2016	IOU SOCIAL CLUB	Employee Social Club Deductions	-280.00
T13716	13/04/2016	MUNICIPAL EMPLOYEES UNION	Employee Union Fees	-19.40
T13717	13/04/2016	ANZ BANK (NETT WAGES)	Wages PPE 12.04.16	-59930.01



FT13718	15/04/2016	LANDGATE	Land Enquiry	-49.20
FT13719	15/04/2016	AVON WASTE	Waste Collection Wongan Hills & Ballidu March 2016	-11054.00
FT13720	15/04/2016	COURIER AUSTRALIA INTERNATIONAL	Freight Charges - March 2016	-11.69
FT13721	15/04/2016	WONGAN HILLS IGA		-2055.02
		WONGAN HILLS IGA	Shire Account March 2016	1838.79
		WONGAN HILLS IGA	CRC Account - March 2016	216.23
FT13722	15/04/2016	MULTIGROUP DISTRIBUTION SERVICES PTY LTD	Freight Charges - March 2016	-44.57
FT13723	15/04/2016	TUDOR HOUSE	Banners In The Terrace Banner 2016 CRC	-126.50
FT13724	15/04/2016	WESTRAC EQUIPMENT PTY LTD	Filter Element For CAT Loader PLDR7	-962.37
FT13725	15/04/2016	WHEATBELT TYRES		-143.65
		WHEATBELT TYRES	Rubber Tubes for Swimming Pool	29.75
		WHEATBELT TYRES	Repair Puncture for Toyota Hilux PUT66	35.50
		WHEATBELT TYRES	Fit Passenger Tyre for Sundry Plant PSP4	78.40
FT13726	15/04/2016	WONGAN NEWSAGENCY	Shire Account March 2016	-60.60
FT13727	15/04/2016	WILLIAMS & WILLIAMS	Appointment Cards - Medical Centre	-171.60
FT13728	15/04/2016	C FOLLETT & CO		-976.74
		C FOLLETT & CO	Connect Water to Goods Shed at Railway Barracks	693.49
		C FOLLETT & CO	Repair to Standpipe on Clark RD	283.25
FT13729	15/04/2016	WONGAN HILLS DISTRICT HIGH SCHOOL	2016 Scholarship For Miguel Reyes	-350.00
FT13730	15/04/2016	BALLIDU TRADING POST	Bulk Flyers - Locum GP Availability	-18.90
FT13731	15/04/2016	IT VISION AUSTRALIA PTY LTD	Synergy Soft Email Debtor Invoices/Statements Upgrade	-906.40
FT13732	15/04/2016	ARROW BRONZE	Plaque For R Scott	-467.66
FT13733	15/04/2016	GILBERT MAURICE PHILLIPS	Clean & Replace Family Plaque No 22 Sinclair	-20.00
FT13734	15/04/2016	ADVANCED AUTOLOGIC PTY LTD	20L Window Cleaner For Isuzu Truck PTK32	-85.00
FT13735	15/04/2016	LGIS RISK MANAGEMENT	Regional Risk Coordination Program 2015/16	-4601.30
FT13736	15/04/2016	LIWA AQUATICS (INC)	Accreditation For Natasha Auhl	-120.00
FT13737	15/04/2016	THE FARM SHOP		-943.51
		THE FARM SHOP	Panther Cable for Sundry Plant PSP1	649.50
		THE FARM SHOP	Camlock Gasket and Adaptor for Sundry Plant PSP3	111.18
		THE FARM SHOP	Magnetic Pickup LED Light for Sundry Plant PSP3	13.95
		THE FARM SHOP	Camlock Coupling and Hose Tail for Sundry Plant PSP3	39.08
		THE FARM SHOP	Eyres for Sundry Plant PSP3	85.80
		THE FARM SHOP	IBS Connector for Sundry Plant PSP3	44.00
T13738	15/04/2016	WONGAN MAIL SERVICE	Shire Mail Account March 2016	-294.09
T13739	15/04/2016	PUBLIC TRANSPORT AUTHORITY OF WA	Transwa Account March 2016	-236.25
T13740	15/04/2016	WONGAN HILLS CWA	Catering And Service- Citizen Of The Year Function	-2340.00
T13741	15/04/2016	TKB MECHANICAL	Replace Windscreen To Ranger Vehicle WB018	-396.00
T13742	15/04/2016	CAMMS	Quarterly Cloud Hosting Fee April-June 2016	-1980.00
T13743	15/04/2016	AIR LIQUIDE WA PTY LTD	Cylinder Service Fee March 2016	-41.37
T13744	15/04/2016	KARL MICKLE	Work Safety Boots Reimbursement	-189.95
T13745	15/04/2016	BOXES AND BOUQUETS	2 X ANZAC Day Wreaths- Wongan Hills & Ballidu	-260.00
T13746	15/04/2016	BP AUSTRALIA	Fuel Account - March 2016	-332.69
T13747	15/04/2016	NOTHAM HOLDEN AND MAZDA	Cylinder Kit & Fuel Cap For Holden Colorado Ute PUT66	-103.04
T13748	15/04/2016	MARKET CREATIONS PTY LTD	Office 365 Licencing March 2016	-571.78
T13749	15/04/2016	KEEN BROS WA PTY LTD	HR Training For Taylor Mickle	-240.00
T13750	15/04/2016	CARTRIDGE WORLD MIDLAND	Printer Cartridges- Medical Centre	-527.00
T13751	22/04/2016	OFFICEWORKS BUSINESS DIRECT		-599.55
		OFFICEWORKS BUSINESS DIRECT	Paper and Dividers for CRC	294.39
		OFFICEWORKS BUSINESS DIRECT	A3 Boomer Paper for CRC	195.35
		OFFICEWORKS BUSINESS DIRECT	Keytek Brother Drum and Archive Box for CRC	109.81
T13752	22/04/2016	ROCLA PIPELINE PRODUCTS	Longjoint Pipes and Joints	-14254.24
T13753	22/04/2016	WONGAN HILLS COMMUNITY RESOURCE CENTRE	Hire Of CRC Function Room And Kitchen For Citizen Of The Year Function	-221.00
T13754	22/04/2016	G R & N W WALTON	Disconnect And Reconnect Telecommunications To Mechanics Office Pre And Post Rebuild	-660.00
T13755	22/04/2016	WONGAN HILLS BETTA HOME LIVING	Simpson 6kg Dryer For Dr's Residence	-479.95
T13756	22/04/2016	IT VISION AUSTRALIA PTY LTD	Excel Integration On-Site Training	-2413.31

FT13757	22/04/2016	AUSTRALASIAN PERFORMING RIGHT ASSOCIATION LIMITED	Licence Fees For 01/04/2016 - 31/03/2017 for Civic Centre	-69.56
FT13758	22/04/2016	TOLL IPEC PTY LTD	Delivery And Removal Of Nitrous Oxide Cylinders- Medical Centre	-34.45
FT13759	22/04/2016	N-COM PTY LTD	6 Monthly Maintenance - Wongan Hills Retransmission Site	-3777.29
FT13760	22/04/2016	KLEEN WEST DISTRIBUTORS	Commercial Dishwasher Detergent for CRC	-29.43
FT13761	22/04/2016	WONGAN HILLS BAKERY AND CAFE	Lunch Catering - Staff Excel Integration Training 11/4/16	-214.00
FT13762	22/04/2016	ALLOY AND STAINLESS PRODUCTS	42 Husqvarna Blade for Sundry Plant PSP1	-308.00
FT13763	22/04/2016	HDJ CONTRACTING	Cleaning for CRC and Medical Centre	-1443.75
FT13764	22/04/2016	LASER CORPS WA	Laser Tag Final Payment for CRC Event	-850.00
FT13765	22/04/2016	LYNETTE HOOD	Event Expenses For Australian Library & Informtion Association	-18.00
FT13766	27/04/2016	AUSTRALIAN SERVICES UNION	Employee Union Fees	-51.60
FT13767	27/04/2016	IOU SOCIAL CLUB	Employee Social Club Deductions	-280.00
FT13768	27/04/2016	MUNICIPAL EMPLOYEES UNION	Employee Union Fees	-19.40
FT13769	27/04/2016	ANZ BANK (NETT WAGES)	Wages PPE 26.04.16	-61860.96
FT13770	29/04/2016	STAPLES	Shire Stationary	-314.33
FT13771	29/04/2016	LANDGATE	Rural UV General Revaluation 2015/2016	-5408.70
FT13772	29/04/2016	BOEKEMAN NOMINEES PTY LTD		-3174.72
		BOEKEMAN NOMINEES PTY LTD	30,000km Service for Holden Captiva VDOCN	470.37
		BOEKEMAN NOMINEES PTY LTD	12 Month/20,000km Service for Community Bus PBUS3	758.74
		BOEKEMAN NOMINEES PTY LTD	36 Month/60,000km Service for Toyota Kluger VMWS	492.61
		BOEKEMAN NOMINEES PTY LTD	18 Month/30,000km Service for Toyota Hilux PUT68	913.12
		BOEKEMAN NOMINEES PTY LTD	Replace Grill and New Park Assist to Holden Capiva VDOCN	539.88
FT13773	29/04/2016	COURIER AUSTRALIA INTERNATIONAL	Freight Charges March 2016	-25.40
FT13774	29/04/2016	MOORE STEPHENS		-1540.00
		MOORE STEPHENS	Budgeting Workshop for David Taylor	880.00
		MOORE STEPHENS	WALGA Tax Workshop for Kahlia Harder	660.00
T13775	29/04/2016	WALLIS COMPUTER SOLUTIONS	IT Support For Medical Centre	-1065.63
T13776	29/04/2016	G R & N W WALTON	Set Up Voice Mail on Admin Phones, and Connect New Phone In Ranger's Office	-753.50
T13777	29/04/2016	WONGAN HILLS BETTA HOME LIVING	Mobile Phone Charger for Works	-24.95
T13778	29/04/2016	AUSTRALIAN TAXATION OFFICE	BAS-March 2016	-42686.00
T13779	29/04/2016	RBC RURAL	Meterplan Charges Black And Colour For Shire	-1102.61
T13780	29/04/2016	RNR CONTRACTING P/L		-598125.35
		RNR CONTRACTING P/L	Bitumen Sealing Work for Dowerin/Kalannie Rd	91850.00
		RNR CONTRACTING P/L	Bitumen Sealing Work for Wongan Cadoux Rd	473825.35
		RNR CONTRACTING P/L	Bitumen Sealing Work for Waddington Rd	32450.00
T13781	29/04/2016	MCG ARCHITECTS PTY LTD		-9982.50
		MCG ARCHITECTS PTY LTD	Contract Documentation for Junior Architect	4647.50
		MCG ARCHITECTS PTY LTD	Schematic Design 10% for Sports Ground	5335.00
T13782	29/04/2016	WONGAN MAIL SERVICE	Postage Stamps- Medical Centre	-9.00
T13783	29/04/2016	BORRELL RAFFERTY ASSOCIATES PTY.LTD.	Interim Account For Wongan Hills Sports Pavilion	-3520.00
T13784	29/04/2016	MEDICAL CENTRE OF WONGAN HILLS	Pre-Employment Medical - Trainee	-144.60
T13785	29/04/2016	DEPARTMENT OF COMMERCE - BUILDING COMMISSION	BSL Reconciliation	-452.25
T13786	29/04/2016	AIR LIQUIDE WA PTY LTD	Cylinder Fee For Medical Centre	-101.61
T13787	30/04/2016	DEPARTMENT OF TRANSPORT	April DPI Payments	-53423.40
710	01/04/2016	WESTNET PTY LTD	Internet Account - February 2016	-538.79
711	01/04/2016	TELSTRA CORPORATION LIMITED	Shire Account Line Rental February 2016	-9.71
712	01/04/2016	BORAL CONSTRUCTION MATERIALS GROUP LIMITED	Bitumen Emulsion For Sealing Manmanning Rd	-2970.00
713	01/04/2016	AUSTRALIA POST	Lg & Sml Letter Imprints for Medical Centre	-33.25
714	01/04/2016	CR N WALTON	January - March Sitting Fees	-450.00
715	01/04/2016	CR HUGH BARRETT-LENNARD	January - March Sitting Fees	-567.92
716	01/04/2016	CR DR W RICHARD MORGAN	January - March Sitting Fees	-450.00
717	01/04/2016	JAIME REILLY	Reimbursement For Plastic Table Clothes For BBQ Bonanza	-18.99
718	01/04/2016	PETTY CASH	Linen & Utensils For Doctors Residence	-246.00
719	01/04/2016	CR JON HASSON	January - March Sitting Fees	-582.66
720	08/04/2016	SYNERGY	Electricity Streetlighting	-3926.65


0721	08/04/2016	RACHAEL BAIRSTOW	Reimbursement For Swimming Block Tape	-46.30
0722	13/04/2016	SHIRE OF WONGAN-BALLIDU - PAYROLL	Payroll Deduction	-1225.00
0723	15/04/2016	TELSTRA CORPORATION LIMITED		-4581.99
		TELSTRA CORPORATION LIMITED	Shire Phone Account - March 2016	4169.43
		TELSTRA CORPORATION LIMITED	CRC Phone Account March 2016	412.56
0724	15/04/2016	HILLS FIRE EQUIPMENT SERVICE TRUST	Service Fee for Fire Extinguishers	-3295.60
0725	15/04/2016	WA HINO SALES & SERVICE	Oil Filter Element For Hino Prime Mover PTK30	-334.17
0726	20/04/2016	AUSTRALIA POST	Medical Centre Post Office Box Renewal	-297.00
0727	22/04/2016	WESTNET PTY LTD	Internet Account March 2016	-669.64
0728	22/04/2016	SYNERGY		-6438.85
		SYNERGY	Electricity Wongan Hills Sports Ground	2038.40
		SYNERGY	Electricity CRC	1817.85
		SYNERGY	Electricity Swimming Pool	2582.60
0729	27/04/2016	SHIRE OF WONGAN-BALLIDU - PAYROLL	Payroll Deduction	-1225.00
0733	29/04/2016	TELSTRA CORPORATION LIMITED	Shire Rental Account March 2016	-9.71
0734	29/04/2016	AXA RETIREMENT SECURITY PLAN	Superannuation Contributions	-186.60
0735	29/04/2016	DAIMLER TRUCKS PERTH	Mirror, RR View For Mechanical Coordinator VMSC	-143.28
D8007.1	12/04/2016	WALGS SUPERANNUATION PLAN	Employee Superannuation	-6045.32
D8007.2	12/04/2016	ONEPATH LIFE LIMITED	Payroll Deductions	-330.77
D8007.3	12/04/2016	HOSTPLUS SUPERANNUATION FUND	Superannuation Contributions	-146.28
D8007.4	12/04/2016	ANZ SMART CHOICE SUPER (ONEPATH MASTERFUND)	Superannuation Contributions	-127.21
D8007.5	12/04/2016	CONCEPT ONE SUPERANNUATION PLAN	Superannuation Contributions	-84.81
D8007.6	12/04/2016	HESTA SUPER FUND	Superannuation Contributions	-359.24
D8007.7	12/04/2016	KYLEREAN SUPERANNUATION FUND	Payroll Deductions	-1238.11
D8007.8	12/04/2016	COLONIAL FIRST STATE FIRSTCHOICE PERSONAL SUPER	Superannuation Contributions	-2906.52
D8007.9	12/04/2016	BT SUPER FOR LIFE	Superannuation Contributions	-259.93
D8022.1	26/04/2016	WALGS SUPERANNUATION PLAN	Employee Superannuation	-6365.33
D8022.2	26/04/2016	ONEPATH LIFE LIMITED	Payroll Deductions	-330.77
D8022.3	26/04/2016	HOSTPLUS SUPERANNUATION FUND	Superannuation Contributions	-146.28
D8022.4	26/04/2016	ANZ SMART CHOICE SUPER (ONEPATH MASTERFUND)	Superannuation Contributions	-127.21
D8022.5	26/04/2016	CONCEPT ONE SUPERANNUATION PLAN	Superannuation Contributions	-84.81
D8022.6	26/04/2016	HESTA SUPER FUND	Superannuation Contributions	-359.24
D8022.7	26/04/2016	KYLEREAN SUPERANNUATION FUND	Payroll Deductions	-1238.11
D8022.8	26/04/2016	COLONIAL FIRST STATE FIRSTCHOICE PERSONAL SUPER	Superannuation Contributions	-2646.16
D8022.9	26/04/2016	BT SUPER FOR LIFE	Superannuation Contributions	-256.38
D8007.10	12/04/2016	REST SUPERANNUATION	Superannuation Contributions	-46.36
D8007.11	12/04/2016	AMP SUPERANNUATION LTD.	Superannuation Contributions	-204.33
D8007.12	12/04/2016	PRIME SUPER	Superannuation Contributions	-535.73
D8007.13	12/04/2016	AXA RETIREMENT SECURITY PLAN	Superannuation Contributions	-192.48
D8022.10	26/04/2016	REST SUPERANNUATION	Superannuation Contributions	-46.36
D8022.11	26/04/2016	AMP SUPERANNUATION LTD.	Superannuation Contributions	-203.19
D8022.12	26/04/2016	PRIME SUPER	Superannuation Contributions	-521.72
D8022.13	26/04/2016	AXA RETIREMENT SECURITY PLAN	Superannuation Contributions	-191.47

EFT 13683 - March DPI Payment Processed after April Batch Payment

EFT 13693 - Cancelled due to Incorrect Bank Details

CHQ 20730-20732 Cancelled due to Incorrect Printing

			Municipal	-1125281.19
			Trust	-53423.40
			Total	-1178704.59
			Recoverable	
			Partially Recoverable	1261.06



**SUSTAINABILITY IMPLICATIONS:**

➤ **Environment**

There are no known environmental implications associated with the proposals.

➤ **Economic**

There are no known environmental implications associated with the proposals.

➤ **Social**

There are no known environmental implications associated with the proposals.

**FINANCIAL IMPLICATIONS:**

All payments are within the confines of Councils adopted budget. There have been no other material outstanding creditors since the cheques were prepared.

**VOTING REQUIREMENTS:**

**ABSOLUTE MAJORITY REQUIRED: No**

**MOTION:            MOVED: Cr Lyon / Cr Barrett-Lennard**

**That the accounts submitted from 1 April 2016 to 31 2016 2016 totalling \$-1178704.59, having been checked and certified in accordance with the requirements of the Financial Management Regulations 12 be received, as shown on the summary of accounts paid schedule and the payroll EFT batches.**

**CARRIED: 7/0  
RESOLUTION: 020516**

## 9.1.2 FINANCIAL REPORTS

FILE REFERENCE:	F1.4
REPORT DATE:	3 June 2016
APPLICANT/PROPONENT:	N/A
OFFICER DISCLOSURE OF INTEREST:	Nil
PREVIOUS MEETING REFERENCES:	Nil
AUTHOR:	Deputy Chief Executive Officer
ATTACHMENTS:	Financial Reports

### PURPOSE OF REPORT:

That the following statements and reports for the month ended 30 April 2016 be received:

### BACKGROUND:

Under the Local Government (Financial Management) Regulations 1996 the Council is to prepare financial reports outlining the financial operations at the previous month end date.

Listed below is a compilation of the reports that will meet compliance, these are listed under Sections and the relevant regulations below.

### Financial activity statement report

Section 6.4 of the Local Government Act regulation 34.1 of the FMR requires a Local Government to prepare each month a statement of financial activity reporting on the sources and application of funds, as set out in the annual budget containing the following detail:

- Annual budget estimates
- Budget estimates to the end of the month to which the statement relates (known as YTD Budget)  
Actual amounts of expenditure, revenue and income to the end of the month to which the statement relates (known as YTD Actuals)
- Material variances between the comparatives of Budget v's Actuals
- The net current assets (NCA) at the end of the month to which the statement relates

Regulation 34.2 - Each statement of financial activity must be accompanied by documents containing:—

- An explanation of the composition of the net current assets of the month to which it relates, less committed assets and restricted assets containing the following detail:
- An explanation of each of the material variances
- Such other supporting information as is considered relevant by the local government

Regulation 34.3 - The information in a statement of financial activity may be shown:

- According to nature and type classification
- By program; or
- By business unit

Each financial year a Local government is to adopt a % value, calculation in accordance with AAS5, to be used in reporting material variances.

### COMMENT:

Refer to attachment.

**SHIRE OF WONGAN-BALLIDU**  
**STATEMENT OF FINANCIAL ACTIVITY (N&T) FOR 30 APRIL 2016**

	Approved Budget 2015- 2016	Current Budget 2015-2016	YTD BUDGET *	YTD Actual	Page	Variance Over or Under	10%
<b>INCOME</b>							
Rates	(2,679,539)	(2,679,539)	(2,679,539)	(2,454,486)		8.4%	✓
Grants Operating, Subsidies & Contributions	(1,751,517)	(1,751,517)	(1,751,517)	(1,133,131)		35.3%	0
Non Operating Grants, Subsidies & Contributions	(993,167)	(993,167)	(993,167)	(1,098,044)		(10.6%)	x
Fees & Charges & Service Charges	(1,054,700)	(1,054,700)	(1,054,700)	(1,042,952)		1.1%	✓
Other Revenue	(94,505)	(94,505)	(94,505)	(208,657)		(120.8%)	x
Interest	(75,234)	(75,234)	(75,234)	(85,120)		(13.1%)	x
Profit on sale of Assets	-	-	-	(202)		#DIV/0!	✍
<b>a: TOTAL INCOME</b>	<b>(6,648,662)</b>	<b>(6,648,662)</b>	<b>(6,648,662)</b>	<b>(6,022,593)</b>			
<b>OPERATING EXPENSES</b>							
Employee Costs	2,245,037	2,245,037	1,586,458	1,699,540		7.1%	✓
Materials & Contracts	2,142,241	2,142,241	1,510,260	1,610,498		6.6%	✓
Utilities (Gas, Electricity) etc.	281,010	281,010	251,015	249,447		(0.6%)	✓
Interest #	36,935	36,935	36,935	36,580	11	(1.0%)	✓
Insurance	236,157	236,157	236,157	214,871		(9.0%)	✓
Other General	263,791	263,791	221,056	209,436		(5.3%)	✓
Loss on Asset Disposals	47,304	47,304	47,304	210,651		345.3%	x
Depreciation	2,351,410	2,351,410	1,929,981	1,888,252		(2.2%)	✓
<b>b: TOTAL OPERATING EXPENSES</b>	<b>7,603,885</b>	<b>7,603,885</b>	<b>5,819,166</b>	<b>6,119,274</b>			
<b>c: NET OPERATING (SURPLUS) / DEFICIT</b>	<b>955,223</b>	<b>955,223</b>	<b>(829,496)</b>	<b>96,681</b>			
<b>CAPITAL EXPENSES</b>							
Land & Buildings	351,011	351,011	305,100	297,346		(2.5%)	✓
Furniture & Equipment	7,134	7,134	7,134	-		(100.0%)	0
Motor Vehicles	156,000	156,000	156,000	135,359		(13.2%)	0
Plant	689,000	689,000	689,000	646,850		(6.1%)	✓
Infrastructure Other	18,503	18,503	18,503	-		(100.0%)	0
Infrastructure Roads	2,235,243	2,235,243	1,930,397	2,010,142		4.1%	✓
<b>d: TOTAL CAPITAL</b>	<b>3,456,891</b>	<b>3,456,891</b>	<b>3,106,134</b>	<b>3,089,696</b>			
<b>e: TOTAL OPERATING &amp; CAPITAL</b>	<b>4,412,114</b>	<b>4,412,114</b>	<b>2,276,638</b>	<b>3,186,377</b>			b.
<b>ADJUST - NON CASH ITEMS</b>							
Depreciation	(2,351,410)	(2,351,410)	(1,929,981)	(1,888,252)			
Profit on sale of assets	-	-	-	202	6		
Loss on sale of assets	(47,304)	(47,304)	(47,304)	(210,651)	6		
Proceeds from Sale of Assets	(203,800)	(203,800)	(16,983)	(212,955)	6		
Transfer from reserves	(440,000)	(440,000)	-	-	10		
Transfer to reserves	1,844,000	1,844,000	650,000	650,000	10		
Interest paid to reserves #	22,281	22,281	18,228	18,228	10		
LSL Provision in reserves	-	-	-	-			
Loan proceeds	(400,000)	(400,000)	-	-			
Loan principal repayment	497,979	497,979	41,498	72,666	11		
SSL Principal Reimbursements	(62,778)	(62,778)	(5,232)	(46,473)	11		
Less (Surplus)/deficit B/Fwd	(3,078,623)	(3,078,623)	(3,078,623)	(3,102,634)	5		
<b>ADJUSTED CLOSING (SURPLUS) / DEFICIT</b>	<b>192,459</b>	<b>192,459</b>	<b>(2,091,759)</b>	<b>(1,533,492)</b>			

\*\* This sheet illustrates the variance analysis. After completing the annual accounts, changes will be made to Synergy records to hold prorata (YTD Budget) so these columns on pages 1 and 3 will be the same.

**Key**  
 Within budget tolerance of 10% ✓  
 Over budget tolerance of 10% x  
 Under budget tolerance of 10% 0

**Shire of Wongan-Ballidu**  
**Variance Report for April 2016**

The Local Government (Financial Management) Regulations 1996 require that financial statements are presented on a monthly basis to council. Council has adopted 10% as its threshold for line items on the nature and type report shown on page 1. This report uses a traffic light system to flag those items that are within tolerance and others that fall out of the range. Variances are calculated using a comparison of year to date actual against year to date budget. It needs also to be noted that the early months of the financial year are a period when variance percentages are volatile and extremely sensitive to small movements in actual income and expense.

Code	Report Section	Comments
<b>Operating Income</b>		
ⓘ	Grants Operating, Subsidies & Contributions	Timing Variance – of when the Financial Assistance Grants was being received.
✘	Non-Operating Grants, Subsidies & Contributions	Roads 2 Recovery grants allocations have changed due since original budget.
✘	Other Revenue	Contributions and reimbursements have been higher than expected.
✘	Interest	Interest rates being received are higher than originally budgeted.
<b>Operating Expenditure</b>		
✘	Loss on Asset Disposals	Sale price was much lower than budgeted when changing over the two trucks. Please note however, that the net changeover for these trucks amounted to a \$9,300 over spend which was approved by Council.
<b>Capital</b>		
ⓘ	Furniture and Equipment	Timing Variance – Project has not yet been started.
ⓘ	Motor Vehicles	Timing Variance – Hilux 4x2 has not yet been replaced.
ⓘ	Infrastructure Other	Timing Variance – Project has not yet been started.



**SHIRE OF WONGAN-BALLIDU**  
**STATEMENT OF FINANCIAL ACTIVITY (PRG) FOR 30 APRIL 2016**

		APPROVED BUDGET	CURRENT BUDGET	YTD ACTUAL
<b>INCOME</b>				
General Purpose Funding	03	(3,732,581)	(3,732,581)	(3,239,450)
Governance	04	(24,300)	(24,300)	(70,266)
Law, Order & Public Safety	05	(30,470)	(30,470)	(29,513)
Health	07	(5,150)	(5,150)	(33,198)
Education & Welfare	08	(4,704)	(4,704)	(4,679)
Housing	09	(82,880)	(82,880)	(65,032)
Community Amenities	10	(174,285)	(174,285)	(243,884)
Recreation & Culture	11	(113,991)	(113,991)	(120,581)
Transport	12	(1,595,335)	(1,595,335)	(1,293,976)
Economic Services	13	(14,950)	(14,950)	(33,832)
Other Property & Services	14	(870,016)	(870,016)	(888,181)
<b>a: TOTAL INCOME</b>		<b>(6,648,662)</b>	<b>(6,648,662)</b>	<b>(6,022,593)</b>
<b>OPERATING EXPENSES</b>				
General Purpose Funding	03	113,322	113,322	92,042
Governance	04	315,918	315,918	232,146
Law, Order & Public Safety	05	129,025	129,025	167,636
Health	07	114,127	114,127	157,596
Education & Welfare	08	216,568	216,568	166,665
Housing	09	220,040	220,040	159,295
Community Amenities	10	443,264	443,264	382,242
Recreation & Culture	11	1,416,179	1,416,179	1,259,798
Transport	12	2,953,482	2,953,482	2,200,452
Economic Services	13	142,283	142,283	178,249
Other Property & Services #	14	1,539,677	1,539,677	1,123,154
<b>b: TOTAL OPERATING EXPENSES</b>		<b>7,603,885</b>	<b>7,603,885</b>	<b>6,119,274</b>
<b>c: NET OPERATING (SURPLUS)/DEFICIT</b>		<b>955,223</b>	<b>955,223</b>	<b>96,681</b>
<b>CAPITAL EXPENSES</b>				
General Purpose Funding	23	-	-	-
Governance	24	197,000	197,000	115,346
Law, Order & Public Safety	25	-	-	-
Health	27	-	-	-
Education & Welfare	28	-	-	-
Housing	29	-	-	-
Community Amenities	30	-	-	-
Recreation & Culture	31	233,145	233,145	297,346
Transport	32	2,957,746	2,957,746	2,656,992
Economic Services	33	25,000	25,000	20,013
Other Property & Services	34	44,000	44,000	-
<b>d: TOTAL CAPITAL EXPENSES</b>		<b>3,456,891</b>	<b>3,456,891</b>	<b>3,089,696</b>
<b>e: TOTAL OPERATING &amp; CAPITAL</b>		<b>4,412,114</b>	<b>4,412,114</b>	<b>3,186,377</b>

**SHIRE OF WONGAN-BALLIDU**  
**ANALYSIS OF NET CURRENT ASSETS AS AT 30 APRIL 2016**

**NOTE 1A: INFORMATION ON OPENING SURPLUS / (DEFICIT). As in the annual report N22**

	2014-2015	BUDGET	2015-2016
<b>SURPLUS / (DEFICIT)</b>	<b>3,078,623</b>	<b>(192,459)</b>	<b>1,533,492</b>
<b>COMPRISES</b>			
Cash (including reserves)	3,945,667	2,407,320	3,369,089
Current rates	104,123	3,947	135,981
Sundry debtors	672,546	244,260	134,582
Tax receivables	57,197	97,304	79,373
Other debtors	5,371	6,697	7,355
A: SSL debtors (are excluded see D: adj)	72,594	12,662	25,888
Inventories	39,666	24,475	5,190
<b>Less:</b>			
Reserves	(1,222,338)	(2,632,548)	(1,890,566)
Sundry creditors	(102,723)	(8,370)	-
Accrued interest	(15,483)	(15,483)	(15,490)
ESL Levy Owed	56,750	16,806	16,806
PAYG/GST Due To ATO	(98,337)	(78,305)	(51,013)
B: Other - DOT (are excluded see D: adj)	-	-	-
LSL Cash backed Reserve	50,552	75,191	75,191
Tax liabilities	(144)	45,236	45,236
Other	-	-	-
C: Loan liability (are excluded see D: adj)	(97,979)	(9,695)	(22,921)
Current employee benefits provisions	(414,224)	(378,988)	(378,243)
D: Adjustments (see above A to C)	25,385	(2,966)	(2,966)
<b>Surplus / (Deficit) Variance</b>	<b>3,078,623</b>	<b>(192,459)</b>	<b>1,533,492</b>

**NOTE 1B: CLOSING FUNDS alternate format to Note 1 above**

	2014-2015	BUDGET	YTD
<b>Current assets</b>			
Cash & cash equivalents	3,945,667	2,407,320	3,369,089
Sundry debtors	911,830	364,869	383,178
Inventories	39,666	24,475	5,190
<b>Total current assets</b>	<b>4,897,163</b>	<b>2,796,664</b>	<b>3,757,457</b>
<b>Current liabilities</b>			
Creditors and accounts payable	(109,384)	35,075	(4,461)
Current loan liability	(97,979)	(9,695)	(22,921)
Provisions	(414,224)	(378,988)	(378,243)
<b>Total current liability</b>	<b>(621,587)</b>	<b>(353,608)</b>	<b>(405,625)</b>
<b>Net current assets</b>	<b>4,275,576</b>	<b>2,443,055</b>	<b>3,351,833</b>
Less: restricted reserves	(1,222,338)	(2,632,548)	(1,890,566)
Less: SSL principal repayments	(72,594)	(12,662)	(25,888)
Add back: Current loan liability	97,979	9,695	22,921
Add back: LSL Cash backed Reserve	-	-	75,191
<b>Surplus / (Deficit) Variance</b>	<b>3,078,623</b>	<b>(192,459)</b>	<b>1,533,492</b>

**SHIRE OF WONGAN-BALLIDU**  
**RATE SETTING STATEMENT AS AT 30 APRIL 2016**

	2015-2016 APPROVED BUDGET	2015-2016 CURRENT BUDGET	2015-2016 ACTUAL
<b><u>OPERATING INCOME</u></b>			
General Purpose Funding	(1,053,042)	(1,053,042)	(784,964)
Governance	(24,300)	(24,300)	(70,266)
Law, Order & Public Safety	(30,470)	(30,470)	(29,513)
Health	(5,150)	(5,150)	(33,198)
Education & Welfare	(4,704)	(4,704)	(4,679)
Housing	(82,880)	(82,880)	(65,032)
Community Amenities	(174,285)	(174,285)	(243,884)
Recreation & Culture	(113,991)	(113,991)	(120,581)
Transport	(1,595,335)	(1,595,335)	(1,293,976)
Economic Services	(14,950)	(14,950)	(33,832)
Other Property & Services	(870,016)	(870,016)	(888,181)
<b>A</b>	<b>(3,969,123)</b>	<b>(3,969,123)</b>	<b>(3,568,107)</b>
<b><u>OPERATING EXPENSES</u></b>			
General Purpose Funding	113,322	113,322	92,042
Governance	315,918	315,918	232,146
Law, Order & Public Safety	129,025	129,025	167,636
Health	114,127	114,127	157,596
Education & Welfare	216,568	216,568	166,665
Housing	220,040	220,040	159,295
Community Amenities	443,264	443,264	382,242
Recreation & Culture	1,416,179	1,416,179	1,259,798
Transport	2,953,482	2,953,482	2,200,452
Economic Services	142,283	142,283	178,249
Other Property & Services	1,539,677	1,539,677	1,123,154
<b>B</b>	<b>7,603,885</b>	<b>7,603,885</b>	<b>6,119,274</b>
<b>C= A and B</b>	<b>3,634,762</b>	<b>3,634,762</b>	<b>2,551,167</b>
<b><u>ADJUST FOR CASH BUDGET REQUIREMENTS</u></b>			
<b><u>Non-Cash Expenditure and Revenue</u></b>			
Depreciation on Assets	(2,351,410)	(2,351,410)	(1,888,252)
Profit/(Loss) on Asset Sales	(47,304)	(47,304)	(210,449)
<b><u>Capital Expenditure &amp; Income</u></b>			
Purchase of land & buildings #	351,011	351,011	297,346
Purchase of furniture & equipment	7,134	7,134	-
Purchase of motor vehicles #	156,000	156,000	135,359
Purchase of plant & machinery #	689,000	689,000	646,850
Purchase of other infrastructure #	18,503	18,503	-
Purchase of roads infrastructure #	2,235,243	2,235,243	2,010,142
Proceeds from sale of assets	(203,800)	(203,800)	(212,955)
<b><u>Financing Activities</u></b>			
Repayment of Loan Principal*	497,979	497,979	72,666
Loan proceeds / refinancing CL to NCL adj	(400,000)	(400,000)	-
Self Supporting Loan Income	(62,778)	(62,778)	(46,473)
<b><u>Reserve Movements</u></b>			
Transfers to Reserves	1,844,000	1,844,000	650,000
Interest paid to Reserves	22,281	22,281	18,228
Transfer from Reserves	(440,000)	(440,000)	-
LSL Provision in reserves	-	-	-
Estimated Muni (Surplus)/Deficit July 1 B/Fwd.	(3,078,623)	(3,078,623)	(3,102,634)
Estimated Muni (Surplus)/Deficit June 30 C/Fwd.	-	-	(1,533,492)
<b>AMOUNT REQUIRED TO BE RAISED FROM RATES</b>	<b>2,871,998</b>	<b>2,871,998</b>	<b>920,994</b>
<b>TOTAL RATES RAISED</b>	<b>2,679,539</b>	<b>2,679,539</b>	<b>2,454,486</b>

**SHIRE OF WONGAN-BALLIDU**  
**ANALYSIS OF DISPOSED ASSETS AS AT 30 APRIL 2016**

Asset No	Budget Net Book Value	Budget Sale Proceeds	Budget (Profit) / Loss	Actual Net Book Value	Actual Sale Proceeds	Actual (Profit) / Loss	
<b>By Class</b>							
<b>Motor Vehicles</b>							
2014 Holden Caprice	1438	36,422	(34,000)	2,422	35,843	(29,773)	6,070
2012 Ford Falcon G6E	1425	16,577	(7,000)	9,577	16,356	(7,727)	8,629
2013 Ford Falcon XR6	1435	14,292	(12,800)	1,492	16,715	(12,955)	3,760
							-
<b>Plant &amp; Equipment</b>							
2003 Volvo 6x4 Tip Truck	1382	72,496	(55,000)	17,496	103,131	(30,000)	73,131
2005 Scania 6x4 Tip truck	1402	62,249	(55,000)	7,249	60,000	(30,000)	30,000
2008 CAT 432E Backhoe	1383	40,330	(35,000)	5,330	37,298	(37,500)	(202)
2007 Hilux 4x2 Dual Cab Utility	1415	8,738	(5,000)	3,738			-
10 Shields Crescent	L0105			-	154,061	(65,000)	89,061
<b>TOTAL</b>		<b>251,104</b>	<b>(203,800)</b>	<b>47,304</b>	<b>423,403</b>	<b>(212,955)</b>	<b>210,449</b>
<b>By Program</b>							
<b>Governance</b>							
2014 Holden Caprice	1438	36,422	(34,000)	2,422	35,843	(29,773)	6,070
2012 Ford Falcon G6E	1425	16,577	(7,000)	9,577	16,356	(7,727)	8,629
<b>Transport</b>							
2003 Volvo 6x4 Tip Truck	1401	72,496	(55,000)	17,496	103,131	(30,000)	73,131
2005 Scania 6x4 Tip truck	1402	62,249	(55,000)	7,249	60,000	(30,000)	30,000
2008 CAT 432E Backhoe	1383	40,330	(35,000)	5,330	37,298	(37,500)	(202)
<b>Other Property &amp; Services</b>							
2013 Ford Falcon XR6	1435	14,292	(12,800)	1,492	16,715	(12,955)	3,760
2007 Hilux 4x2 Dual Cab Utility	1415	8,738	(5,000)	3,738			-
10 Shields Crescent	L0105			-	154,061	(65,000)	89,061
<b>TOTAL</b>		<b>251,104</b>	<b>(203,800)</b>	<b>47,304</b>	<b>423,403</b>	<b>(212,955)</b>	<b>210,449</b>
<b>Motor Vehicle and Plant &amp; Equipment Change Over</b>							
		<b>Current Budget Purchase Price</b>	<b>Current Budget Sale</b>	<b>Current Change-Over Budget</b>	<b>Actual Purchase</b>	<b>Actual Sale</b>	<b>Change-Over</b>
<b>Motor Vehicles</b>							
2015 Toyota Landcruiser	1456	50,000	(34,000)	16,000	68,092	(29,773)	38,319
2015 Nissan Pathfinder	1458	47,000	(7,000)	40,000	47,254	(7,727)	39,527
2015 Madza 3	1457	25,000	(12,800)	12,200	20,013	(12,955)	7,058
2015 Dual Cab Utility		34,000	(5,000)	29,000			-
<b>Plant &amp; Equipment</b>							
Backhoe	1460	185,000	(35,000)	150,000	188,050	(37,500)	148,550
Construction Truck	1462	250,000	(55,000)	195,000	224,650	(30,000)	194,650
Construction Truck	1463	240,000	(55,000)	185,000	224,650	(30,000)	194,650
Secondhand Plant Purchases	1455 & 1459	14,000	-	14,000	11,500	-	11,500
<b>TOTAL</b>		<b>845,000</b>	<b>(203,800)</b>	<b>641,200</b>	<b>782,209</b>	<b>(147,955)</b>	<b>634,254</b>

**SHIRE OF WONGAN - BALLIDU  
RATES OUTSTANDING 30 APRIL 2016**

	Rates Raised for 2015-2016	\$	2,679,539.00
	<b>Rates Outstanding Breakdown</b>		
Total Amount Outstanding	30-Apr-16	\$	137,303.31
Outstanding same time last year	30-Apr-15	\$	114,592.80
			5%
			4%

**SUNDRY DEBTORS OUTSTANDING 30 APRIL 2016**

Debtors Ageing Summary				
			Amount	
Current		\$	89,362.52	
30 Days		\$	24,434.74	
60 Days		\$	30.12	
90 Days & Over		\$	22,096.52	
Credit Balances		\$	(1,341.86)	
<b>Total Outstanding</b>		\$	<b>134,562.04</b>	
<b>Accounts 90 Days &amp; Over:</b>				
Date	Dr No.	Comments	Amount	
18/11/2012	730	3 months Boomer Sales	\$ 326.85	Company went into Receivership 2012. Property sold and don't expect any further payments to be made.
2/11/2013	794	Rent & damages	\$ 6,130.97	Legal dispute - Judgement filed. Debtor has been listed and is paying the fine off. The next step will be the bayjiff ceasing goods to the value of debt.
19/03/2015	84	Electricity consumption	\$ 11,682.37	Have been advised that it will be paid soon.
28/04/2015	1105	Clean up for bankruptcy	\$ 2,237.00	Company went into Receivership 2012. Property sold and don't expect any further payments to be made.
7/05/2015	907	Rent	\$ 1,200.00	Payment Plan of \$150 per month till debt cleared.
17/09/2015	1066	Private Works	\$ 360.26	Unable to contact debtor, will be processed to legal to follow up outstanding debts.
20/11/2015	1007	Standpipe water	\$ 140.07	Company went into Receivership 2016. Have received updated mailing details and will continue to follow up debt.
9/12/2015	281	Tip Fee	\$ 19.00	Rang 4/05/2016 left message on machine, advised debt will be paid in May.
<b>Total</b>			\$ <b>22,096.52</b>	

**SHIRE OF WONGAN-BALLIDU**  
**BANK RECONCILIATIONS FOR 30 APRIL 2016**

	Total	Municipal (01100+01102)	Trust (21100)	Reserve (01105)	Cash On Hand (01101)
Opening Balance	4,214,286.47	2,296,281.31	26,739.40	1,890,565.76	700.00
Add:	368,686.27	308,941.62	59,746.65		
Investments					
Payments - EFT & Cheques	(1,179,517.99)	(1,126,094.59)	(53,423.40)		
Payments - Bank Fees and Rounding	(1,305.02)	(1,305.02)			
Balance as per General Ledger	3,402,151.73	1,477,823.32	33,062.65	1,890,565.76	700.00
Balance as per Bank Statements	805,340.91	780,481.65	23,974.63	884.63	
Balance as per Bank Deposit Certificates	3,257,812.73	1,368,131.60		1,889,681.13	
Balance as per Holder Certificates	700.00				700.00
Add:	9,982.79	894.77	9,088.02		
Outstanding Deposits					
Adjustments	4,120.73	4,120.73			
Less:	(675,805.43)	(675,805.43)			
Unpresented Payments					
Balance as per Cash Book	3,402,151.73	1,477,823.32	33,062.65	1,890,565.76	700.00
Figure should equal same as Creditor Payment List	\$ 0.00	\$ -	\$ -	\$ -	\$ -

SHIRE OF WONGAI - BALLIDU  
INVESTMENT REPORT FOR 30 APRIL 2016

MUNICIPAL INVESTMENTS

Invest No.	Name	Maturity	Particulars	From	To	Days	Interest Rate	Investment Last Placed	Interest Realised	Closing Balance	BANK TO INVESTMENT
	Muni Online Saver	Cash at Bank					2.85%	\$ 1,303,159.04	\$ 3,100.86	\$ 1,306,259.90	YES
	Muni Online Saver	Cash at Bank					2.85%	\$ 119,210.00	\$ 351.68	\$ 119,561.68	YES
	Term Deposit			9-Sep-15	9-Dec-15	91	2.70%	\$ 800,000.00	\$ 5,622.41	\$ 805,622.41	YES
	Term Deposit			9-Sep-15	9-Dec-15	91	2.70%	\$ 946,000.00	\$ 6,648.50	\$ 952,648.50	YES
	Term Deposit			14-Dec-15	14-Mar-16		2.65%	\$ 400,000.00	\$ 998.06	\$ 400,998.06	YES
	Term Deposit			14-Dec-15	14-Mar-16		3.00%	\$ 952,648.50	\$ 7,125.28	\$ 959,773.78	YES
	Term Deposit			14-Dec-15	14-Mar-16		2.65%	\$ 405,622.41	\$ 2,679.88	\$ 408,302.29	YES
	<b>Total of matured municipal investments</b>							<b>4,926,639.95</b>	<b>26,526.67</b>	<b>4,953,166.62</b>	
	<b>Current Municipal Investments</b>										

Invest No.	Name	Maturity	Particulars	From	To	Days	Interest Rate	Opening Investment	Transfers in/out	YTD Interest	Closing Balance	Interest Realised
	Term Deposit			14-Mar-16	14-Jun-16	2.20%	\$ 959,773.78	\$ -	\$ -	\$ -	\$ 959,773.78	\$ -
	Term Deposit			14-Mar-16	14-Jun-16	2.15%	\$ 408,302.29	\$ -	\$ -	\$ -	\$ 408,302.29	\$ -
	Muni Online Saver	Cash at Bank						\$1,000,000.00	\$ 1,006,340.60	\$ 6,396.13	\$ 55.53	\$ 6,396.13
	<b>Total of current municipal investments</b>							<b>\$2,368,076.07</b>	<b>\$ 1,006,340.60</b>	<b>\$ 6,396.13</b>	<b>\$ 1,368,131.60</b>	<b>\$ 6,396.13</b>

RESERVE INVESTMENTS

Invest No.	Name	Maturity	Particulars	From	To	Days	Interest Rate	Interest last Placed	Interest/Transfer Realised	Closing Balance	BANK TO INVESTMENT
	Term Deposit			2-Feb-15	1-Aug-15	180	2.81%	\$ 385,872.80	\$ 5,347.20	\$ 391,220.00	YES
	Term Deposit			01-Aug-15	01-Nov-15	92	2.55%	\$ 1,227,972.54	\$ 661,758.59	\$ 1,889,681.13	YES
	Online Saver	Cash at bank					2.85%	\$ 835,580.65	\$ 1,121.89	\$ 836,702.54	YES
	<b>Total of matured reserve investments</b>							<b>2,449,375.99</b>	<b>668,227.68</b>	<b>3,117,603.67</b>	<b>0.00</b>
	<b>Current Reserve Investments</b>										

Invest No.	Name	Maturity	Particulars	From	To	Days	Interest Rate	Opening Investn	Transfers in/out	YTD Interest	Closing Balance	Interest Realised
	Term Deposit			01-Nov-15	01-May-16	182	2.60%	\$1,889,681.13	\$ -	\$ -	\$ 1,889,681.13	\$ -
	Reserve Saver	Cash at bank						\$ 884.63	\$ -	\$ -	\$ 884.63	\$ -
	<b>Total of reserve investments and cash</b>							<b>\$1,890,565.76</b>	<b>\$ -</b>	<b>\$ -</b>	<b>\$ 1,890,565.76</b>	<b>\$ -</b>
	<b>Total of matured municipal and reserve investment</b>							<b>\$ 7,376,015.94</b>	<b>\$ 694,754.35</b>	<b>\$ 8,070,770.29</b>	<b>\$ -</b>	
	<b>Total of current municipal and reserve investment and cash</b>							<b>\$ 1,006,340.60</b>	<b>\$ 6,396.13</b>	<b>\$ 3,258,697.36</b>	<b>\$ 6,396.13</b>	

SHIRE OF WONGAN - BALLIDU

ANALYSIS OF RESERVE ACCOUNTS AS AT 30 APRIL 2016

Reserve Description	GL Acct.	ADOPTED FULL YEAR'S BUDGET				CURRENT FULL YEAR'S BUDGET				ACTUAL YTD AT 30 APRIL 2016				
		Opening Balance	Transfer in / Interest	Transfer to Muni	Transfer from Muni	EOY Balance	Transfer in / Interest	Transfer to Muni	Transfer from Muni	EOY Balance	Transfer in / Interest	Transfer to Muni	Transfer from Muni	Actual Balance
Centenary Celebrations Reserve	01925													
Community Resource Centre Reserve	01989	12,283	245	-	-	12,519	245	-	-	12,519	123	-	-	12,406
Depot Improvement Reserve	01940	5,870	117	-	-	5,982	117	-	-	5,982	59	-	-	5,928
Historical Publications Reserve	01965	6,425	128	-	-	6,548	128	-	-	6,548	64	-	-	6,489
Housing Reserve	01955	95,101	58	(95,000)	-	82	58	(95,000)	-	82	953	-	-	96,054
Land & Buildings Reserve	01930	-	-	-	-	-	-	-	-	-	-	-	-	-
Loan Principal Reserve	01950	-	-	-	500,000	500,000	-	-	500,000	500,000	-	-	-	-
LSL Reserve	01935	74,445	1,488	-	-	75,873	1,488	-	-	75,873	746	-	-	75,191
Medical Facilities & R4R Special Projects Reserve	01975	-	-	-	-	-	-	-	-	-	-	-	-	-
Patterson Street JV Housing Reserve	01988	22,578	451	-	400,000	400,000	451	-	400,000	400,000	-	-	-	22,804
Plant Reserve	01945	596,188	11,712	(300,000)	5,000	28,019	11,712	(300,000)	5,000	28,019	226	-	-	592,062
Quinlan Street JV Housing Reserve	01987	29,775	595	-	274,000	571,313	595	-	274,000	571,313	5,874	-	-	30,073
Stickland JV Housing Reserve	01986	24,813	496	-	5,000	35,354	496	-	5,000	35,354	298	-	-	25,062
Swimming Pool Reserve	01970	142,205	2,844	(45,000)	5,000	30,297	2,844	(45,000)	5,000	30,297	249	-	-	143,030
Waste Management Reserve	01920	17,395	347	-	5,000	22,720	347	-	5,000	22,720	174	-	-	17,569
WH Industrial/LIA Park Reserve	01985	-	-	-	-	-	-	-	-	-	-	-	-	-
Sporting Co-Location Reserve	01990	205,260	3,800	-	650,000	843,800	3,800	-	650,000	843,800	8,037	-	650,000	863,297
<b>TOTALS</b>		<b>1,222,338</b>	<b>22,281</b>	<b>(440,000)</b>	<b>1,844,000</b>	<b>2,632,548</b>	<b>22,281</b>	<b>(440,000)</b>	<b>1,844,000</b>	<b>2,632,548</b>	<b>18,228</b>	-	<b>650,000</b>	<b>1,890,565.76</b>




**SHIRE OF WONGAN - BALLIDU  
REPORT ON BORROWINGS AS AT 30 APRIL 2016**

Existing Loans											
* Denotes (SSL) Self Supporting Loan											
Loan No.	Particulars	Recipient	Maturity Date	Amount Borrowed	Loan Paid in Apr 16	Accrued Int. Due as at 30 April	YTD Interest Paid	Loan Balance @ July 2015	Refinancing	Principal Repayments YTD	Loan Balance @ 30 Apr 16
142	Housing Construction	WB Community Association*	Mar-2020	400,000		1,228.92	(10,280)	171,835		(30,906)	140,930
143	Land Purchase	Shire of Wongan-Ballidu	Jun-2016	270,000		51.31	(1,255)	35,201		(26,193)	9,008
145C	Land Development	Shire of Wongan-Ballidu	Jul-2017	500,000		4,450.68	(17,100)	500,000			500,000
147	Aged Persons	Ninan House*	Jul-2022	100,000		983.49	(4,204)	62,469		(6,609)	55,860
149	Resurface Bowling Greens	Wongan Hills Bowling Club*	Dec-2019	115,000		380.63	(2,647)	60,443		(8,959)	51,484
150	Sports Pavilion	Wongan Hills Sports Council*	May-2016	50,000		487.98		13,161			13,161
<b>TOTAL EXISTING LOANS</b>				<b>1,435,000</b>	<b>-</b>	<b>7,583</b>	<b>(35,486)</b>	<b>843,109</b>	<b>-</b>	<b>(72,666)</b>	<b>770,443</b>

Shire Loan Summary	770,000	-	4,502	(18,355)	535,201	-	(26,193)	509,008
Self Supporting Loan Summary	665,000	-	3,081	(17,131)	307,908	-	(46,473)	261,435
	1,435,000	-	7,583	(35,486)	843,109	-	(72,666)	770,443

SSL	Shire	Total
(13,040)	(9,008)	(22,048)
(248,395)	(500,000)	(748,395)
(261,435)	(509,008)	(770,443)

Current loan liability  
Non current liability  
Total Loan Liability



**POLICY REQUIREMENTS:**

Policy F64 - Monthly Financial Reporting Requirements

**LEGISLATIVE REQUIREMENTS:**

- Local Government Act 1995
- Local Government (Financial Management) Regulations 1996

**STRATEGIC IMPLICATIONS:**

There are no Strategic Implications relating to this item.

**SUSTAINABILITY IMPLICATIONS:**

- **Environment**  
There are no known environmental implications associated with the proposals.
- **Economic**  
There are no known economic implications associated with the proposals.
- **Social**  
There are no known social implications associated with the proposals.

**FINANCIAL IMPLICATIONS:**

The financial reports for the periods ending 31 March 2016 are attached to the Council agenda.

**VOTING REQUIREMENTS:**

**ABSOLUTE MAJORITY REQUIRED: No**

**MOTION:                      MOVED: Cr Morgan / Cr Hasson**

**That the following Statements and reports for the months ended 31 March 2016 be received:**

- |  |               |
|--|---------------|
| <b>1. Monthly Statements as follows;</b>                             |               |
| a. Statement of Financial Activity (by Nature and Type)              | FM Regs 34    |
| b. Statement of Operating Activities by Programme/Activity (Summary) | FM Regs 34    |
| c. Statement of Net Current Assets (NCA)                             | FM Regs 34    |
| d. Rate setting statement  | Discretionary |
| e. Disposal of Assets  | Discretionary |
| f. Rates Outstanding Report  | Discretionary |
| g. Debtors Outstanding Report  | Discretionary |
| h. Bank Reconciliation Report  | Discretionary |
| i. Investment Report   | Discretionary |
| j. Reserve Account Balances Report                                   | Discretionary |
| k. Loans Schedule  | Discretionary |

**CARRIED: 7/0  
RESOLUTION: 030516**

## 9.2 GENERAL PURPOSES

### 9.2.1 APPLICATION TO KEEP THREE DOGS

FILE REFERENCE:	
REPORT DATE:	20 May 2016
APPLICANT/PROPONENT:	Paul and Wendy Newins
OFFICER DISCLOSURE OF INTEREST	Nil
PREVIOUS MEETING REFERENCES:	Nil
AUTHOR:	David Taylor – Deputy Chief Executive Officer
ATTACHMENTS:	Nil

#### PURPOSE OF REPORT:

That Council consider the application for three dogs to be housed at 9 Mocardy Street, Wongan Hills.

#### BACKGROUND:

Council has received an application from Mr Paul and Mrs Wendy Newins to house three dogs permanently at their property at 9 Mocardy Street, Wongan Hills.

#### COMMENT:

The property is approximately 1115 sqm in size and is surrounded by residential houses.

#### POLICY REQUIREMENTS:

There are no policy requirements in relation to this item.

#### LEGISLATIVE REQUIREMENTS:

The Dog Act and Councils Dog Local Law that only two dogs can ordinarily be kept on a townsite lot (less than 10,000). The Dog Act permits Council to approve application in excess of the Council maximum under its local laws. The process is to determine whether there are any valid objections or submissions and consider approval with or without conditions.

#### 26. LIMITATION AS TO NUMBERS

- (1) *The provisions of this Part shall not operate to prevent the keeping on any premises of 2 dogs over the age of 3 months and the young of those dogs under that age.*
- (2) *Subject to subsection (1), a local government, pursuant to local laws, may limit the number of dogs over the age of 3 months, or the number of such dogs of any specified breed or kind, that may be kept on any premises situate in a specified area to which those local laws apply unless those premises are licensed as an approved kennel establishment or are exempt.*
- (3) *Where by a local law under this Act a local government has placed a limit on the keeping of dogs in any specified area but the local government is satisfied in relation to any particular premises that the provisions of this Act relating to approved kennel establishments need not be applied in the circumstances, the local government may grant an exemption in respect of those premises but any such exemption —*
  - (a) *may be made subject to conditions, including a condition that it applies only to the dogs specified therein;*

- (b) shall not operate to authorise the keeping of more than 6 dogs on those premises;  
and
- (c) may be revoked or varied at any time.
- (4) Subject to the provisions of subsection (3), a person who keeps on any premises, not being premises licensed as an approved kennel establishment, dogs over the age of 3 months in numbers exceeding any limit imposed in relation to those dogs by a local law made under subsection (2) commits an offence.  
Penalty: \$1 000 and a daily penalty of \$100.
- (5) Any person who is aggrieved —
- (a) by the conditions imposed in relation to any exemption from the provisions of a local law placing a limitation on the number of dogs that may be kept on any premises; or
- (b) by the refusal of a local government to grant such an exemption, or by the revocation of an exemption,
- may apply to the State Administrative Tribunal for a review of the decision.
- (6) An application under subsection (5) cannot be made later than the expiry of a period of 28 days after the day on which a notice of the decision is served on the person affected by that decision.

[Section 26 amended by No. 23 of 1987 s. 22; No. 14 of 1996 s. 4; No. 24 of 1996 s. 16; No. 55 of 2004 s. 256 and 268.]

#### STRATEGIC IMPLICATIONS:

#### SUSTAINABILITY IMPLICATIONS:

➤ **Environment**

The application seeks to house three dogs at a residential lot in the townsite. If the dogs are of a disposition that create undue noise the communities expectation of enjoying a rural townsite environment could be compromised.

➤ **Economic**

There are no known economic implications.

➤ **Social**

The dogs if noisy or aggressive could create neighbourhood tension and conflict.

#### FINANCIAL IMPLICATIONS:

There are no financial implications in relation to this matter.

#### VOTING REQUIREMENTS:

**ABSOLUTE MAJORITY REQUIRED: No**

**MOTION:      MOVED: Cr Hasson/ Cr Morgan**

**That Council approve the application for three dogs to be housed at 9 Mocardy Street in accordance with s26.3 of the Dog Act 1976 with the following conditions;**

- 1. The approval being placed on the condition that the dogs do not prove to be a nuisance (to the satisfaction of the Chief Executive Officer or his nominated delegate) to adjoining or adjacent neighbours in terms of barking, aggressive behaviour and / or wandering.**

2. That the property at all items has sufficient fencing in place to withhold three large dogs to the satisfaction of the Chief Executive Officer or his nominated delegate.

CARRIED: 6/1  
RESOLUTION: 040516

**10. QUESTIONS FROM MEMBERS WITHOUT NOTICE**

Nil

**11. NEW BUSINESS OF AN URGENT NATURE INTRODUCED BY DECISION OF THE MEETING**

Nil

**12. MATTERS FOR WHICH THE MEETING MAY BE CLOSED**

Nil

**13. CLOSURE**

There being no further business, the Shire President, Cr Macnamara declared the meeting closed at 3.33 pm.

These minutes were confirmed at a meeting on 22 June 2016.

Signed \_\_\_\_\_  
President

